

SHELLEY MOORE



@tweetsomemoore



@fivemooreminutes



@fivemooreminutes



www.fivemooreminutes.com

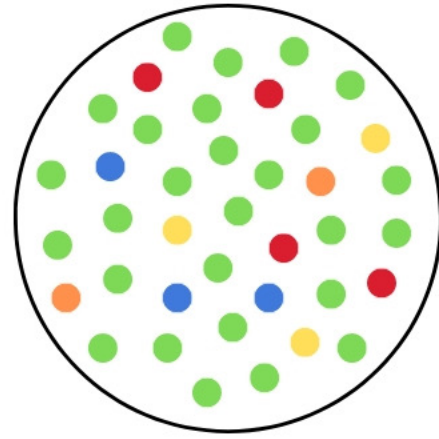
www.blogsomemoore.com



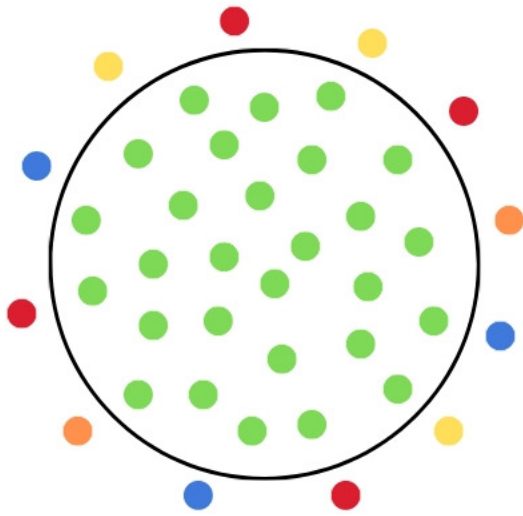
NEXWLÉLEXM (BOWEN ISLAND)

- The Islands Trust council acknowledges that the lands and waters that encompass the Islands Trust Area have been **home to Indigenous peoples** since **time immemorial** and honours the **rich history, stewardship, and cultural heritage** that embody this place we all call home.
- The Islands Trust council is committed to establishing and maintaining mutually **respectful relationships** between Indigenous and non-Indigenous peoples. Islands Trust states a **commitment to Reconciliation** with the understanding that this commitment is a **long-term relationship-building and healing process**.
- The Islands Trust council will strive to **create opportunities for knowledge-sharing** and understanding as people come together to **preserve and protect** the special nature of the islands within the **Salish Sea**.

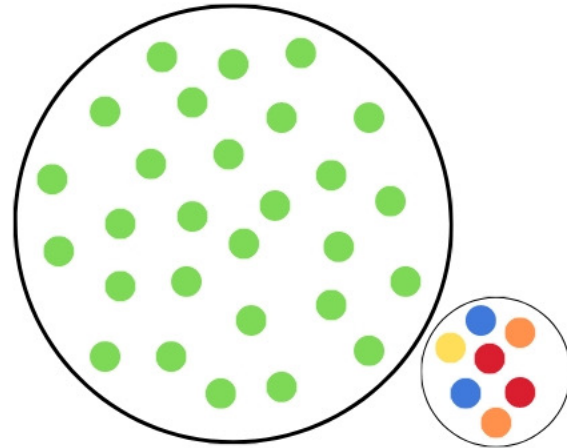




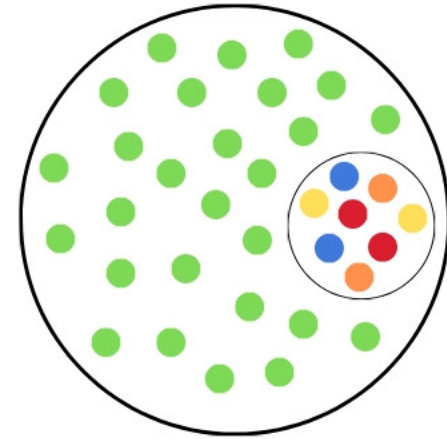
inclusion



exclusion

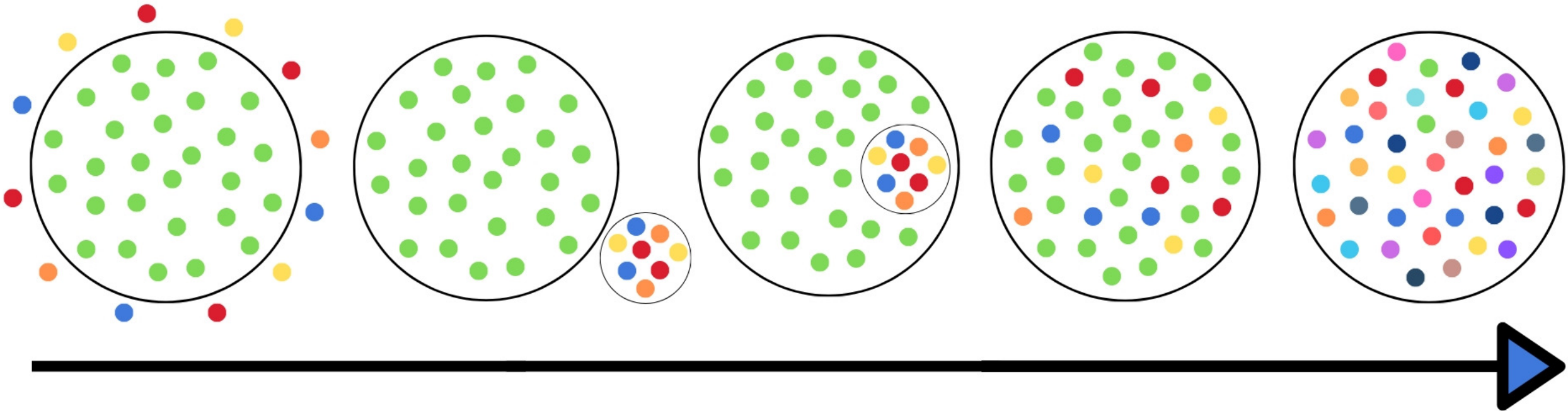


segregation




integration

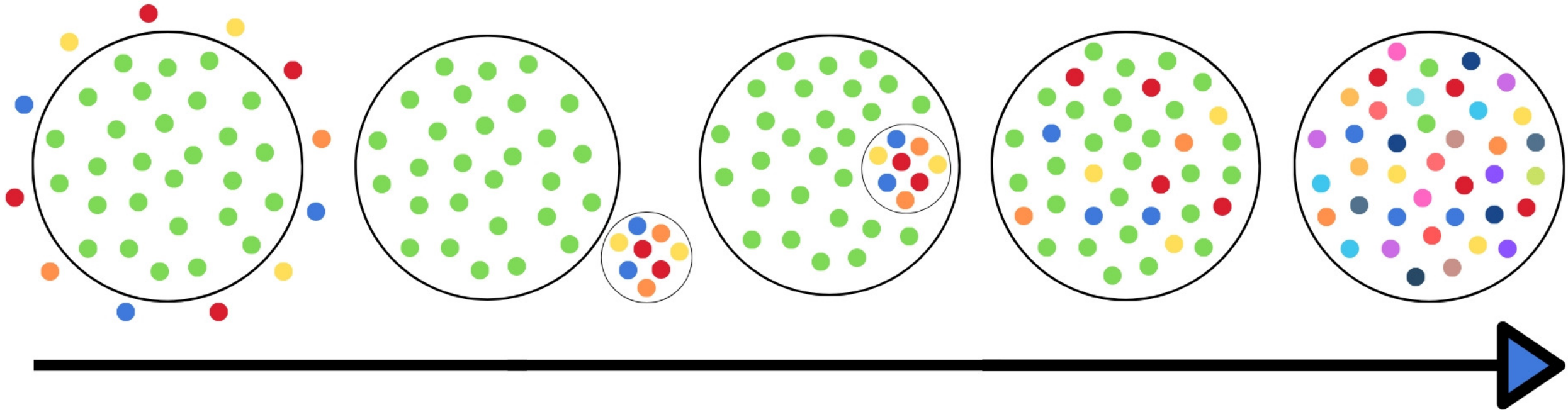
WHAT IS INCLUSION?



Where are you on this continuum? What's the next step?



WHAT IS INCLUSION?




Where are you on this continuum? What's the next step?



WHO IS INCLUSION?



WHO IS INCLUSION?



What are your
colours?

Do we value ALL
colours equally?



How do we build communities of identity?


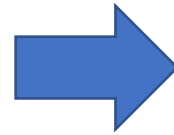


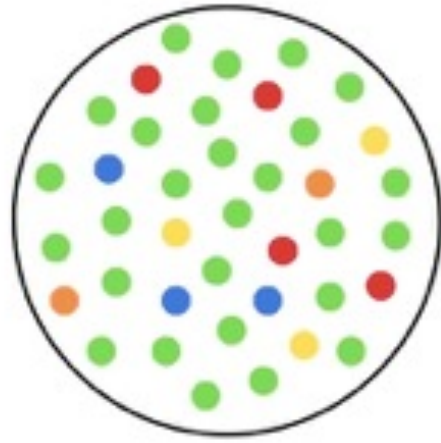


How do we build communities of diversity?

How do we move away from groupings based on deficits?



How do we make sure that we are welcoming & valuing all colours?



How do we include
people who are
different


How do we teach
to diversity?

How do we
teach to
identity?




A shift in thinking...

- **There are some things we need to understand:**
 - Understand the thinking shift for how we view individuals with Disabilities
 - Understand the role that a context plays in teaching and in barriers that limit individuals
 - Understand that the less a context is limiting, the less support an individual needs



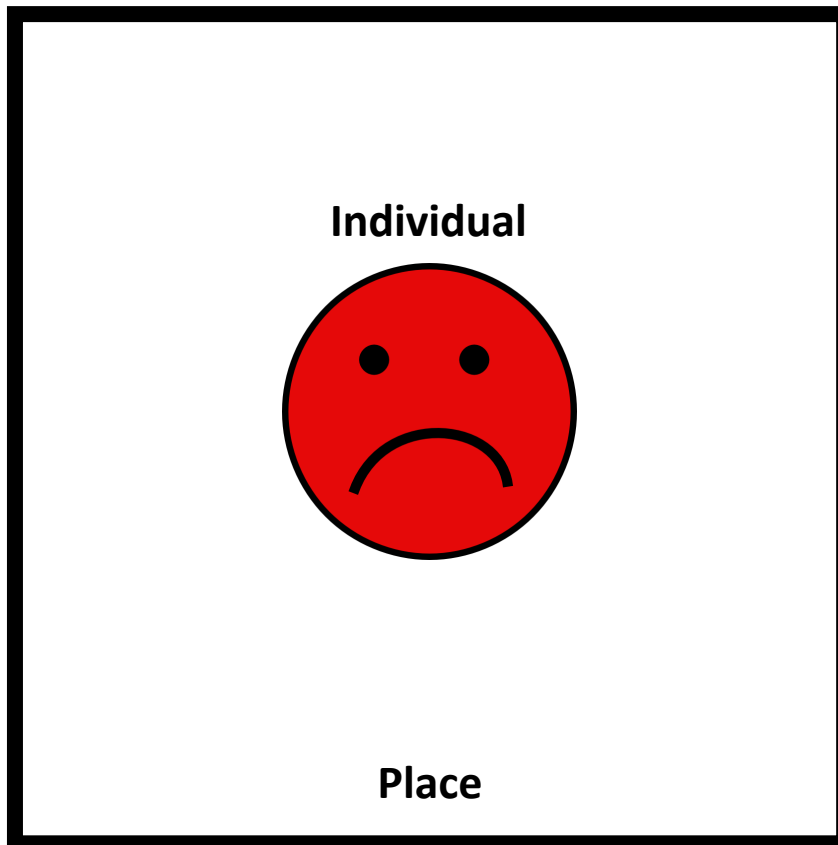
Place

Shifting the Paradigm: Medical Model of Disability



Place

Shifting the Paradigm: Medical Model of Disability




Special Education

If individual isn't successful

- Remove the individual
- Diagnose the problems in the individual
- Fix the individual
- Individual goes back when they are "ready"
- IEPs are separate from the place



Shifting the Paradigm: Medical Model of Disability



Individual



IEP

Special Education

If individual isn't successful

- Remove the individual
- Diagnose the problems in the individual
- Fix the individual
- Individual goes back when they are "ready"
- IEPs are separate from the place

The cupcake Model




Special Education

Medical Model

Wait a second....

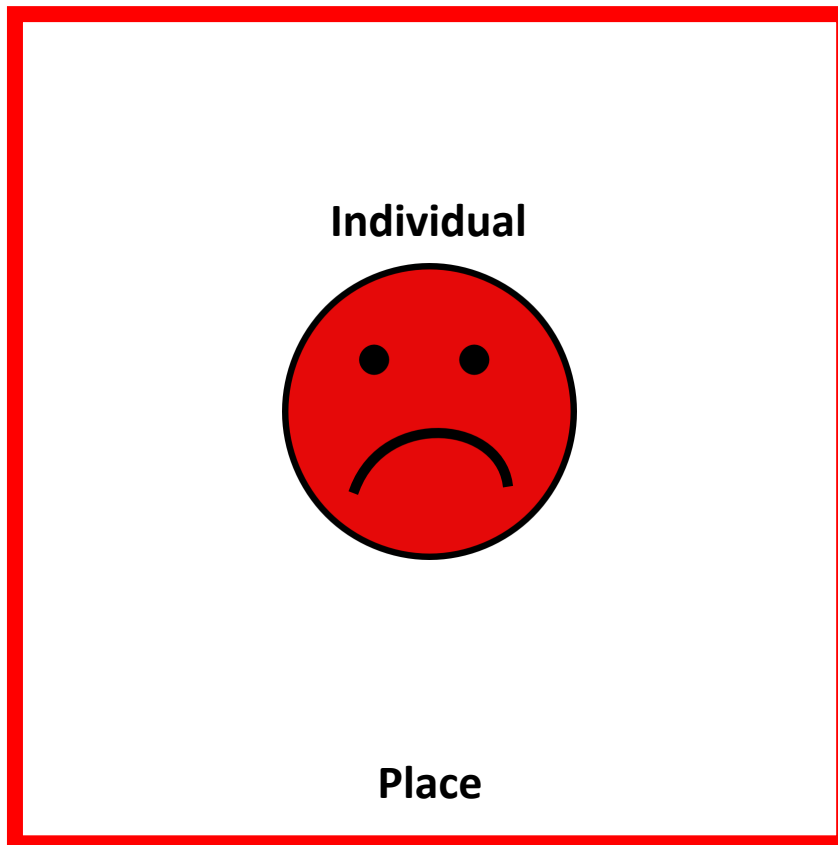
People with disabilities said:



“I am not broken.”

“I do not need to be fixed!”

Shifting the Paradigm: Social Model of Disability

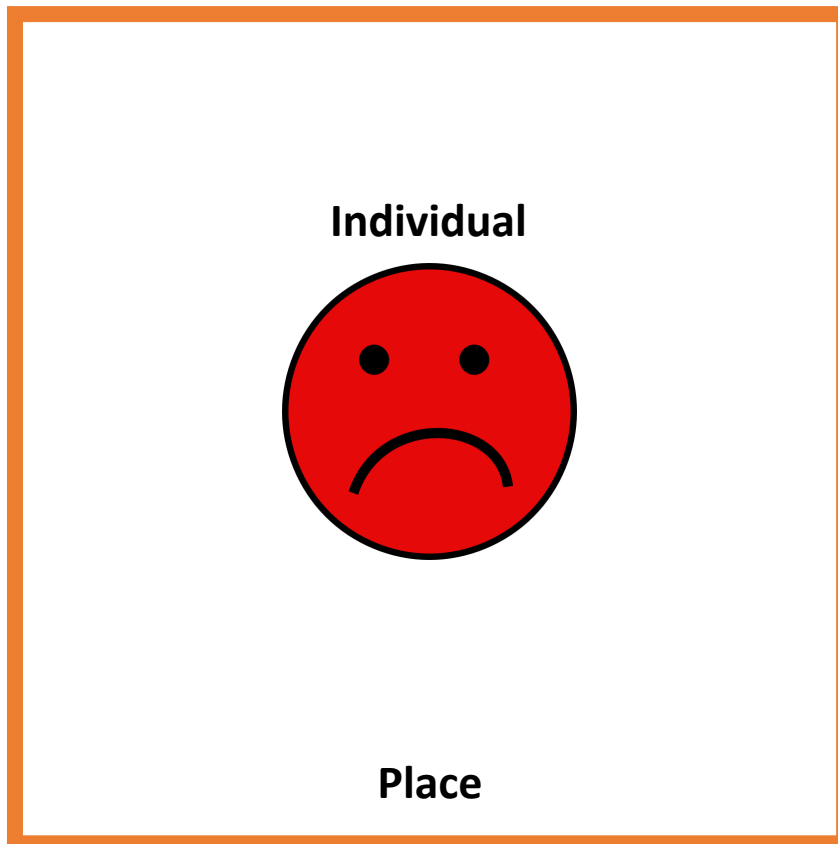


Social Model

If individual isn't successful

- Diagnose the problems in the place
- Fix the place
- Support everyone in the place

Shifting the Paradigm: Social Model of Disability




Social Model

If individual isn't successful

- Diagnose the problems in the place
- Fix the place
- Support everyone in the place

Shifting the Paradigm: Social Model of Disability




Social Model

If individual isn't successful

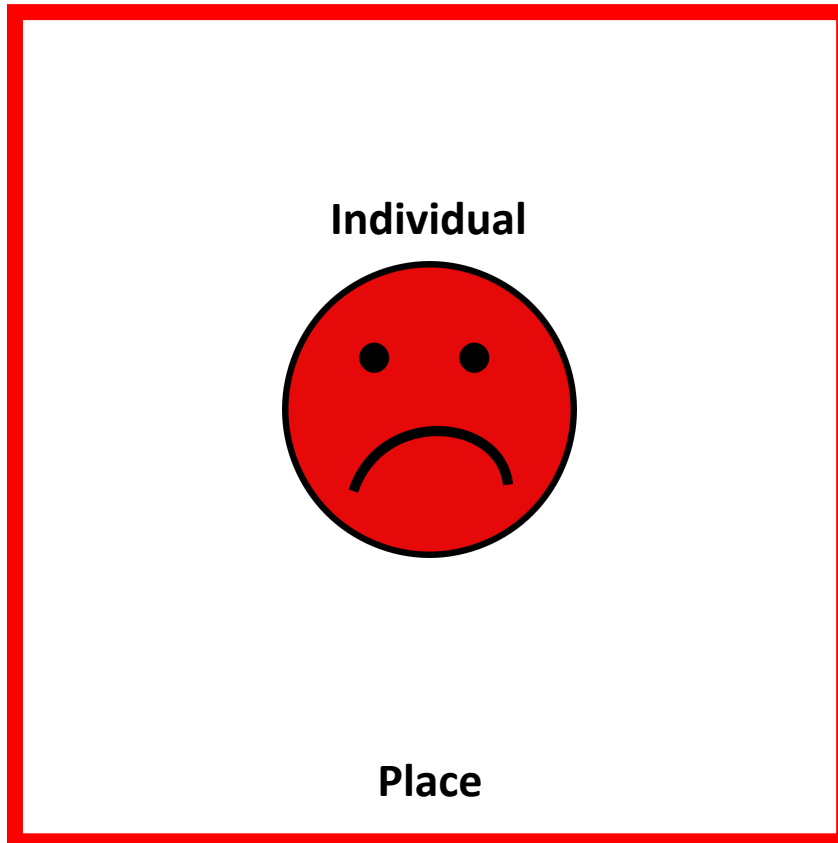
- Diagnose the problems in the place
- Fix the place
- Support everyone in the place

Wait a second....
Teachers said:



“What about all the individual
needs in a shared place”

Shifting the Paradigm: Person-Place Model of Need



Inclusive Education

If an individual isn't successful

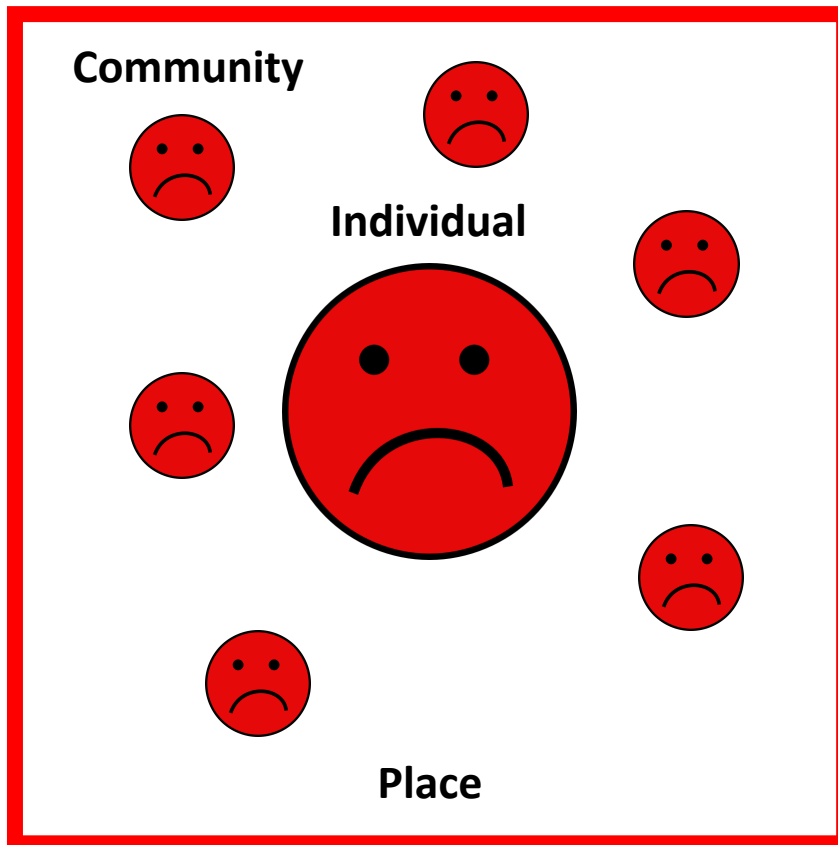
- Determine barriers in place
- Determine needs of the community
- Anticipate supports & strategies based on needs
- Universally apply supports and strategies to ALL

Shifting the Paradigm: Person-Place Model of Need

Inclusive Education

If an individual isn't successful

- Determine barriers in place
- Determine needs of the community
- Anticipate supports & strategies based on needs
- Universally apply supports and strategies to ALL

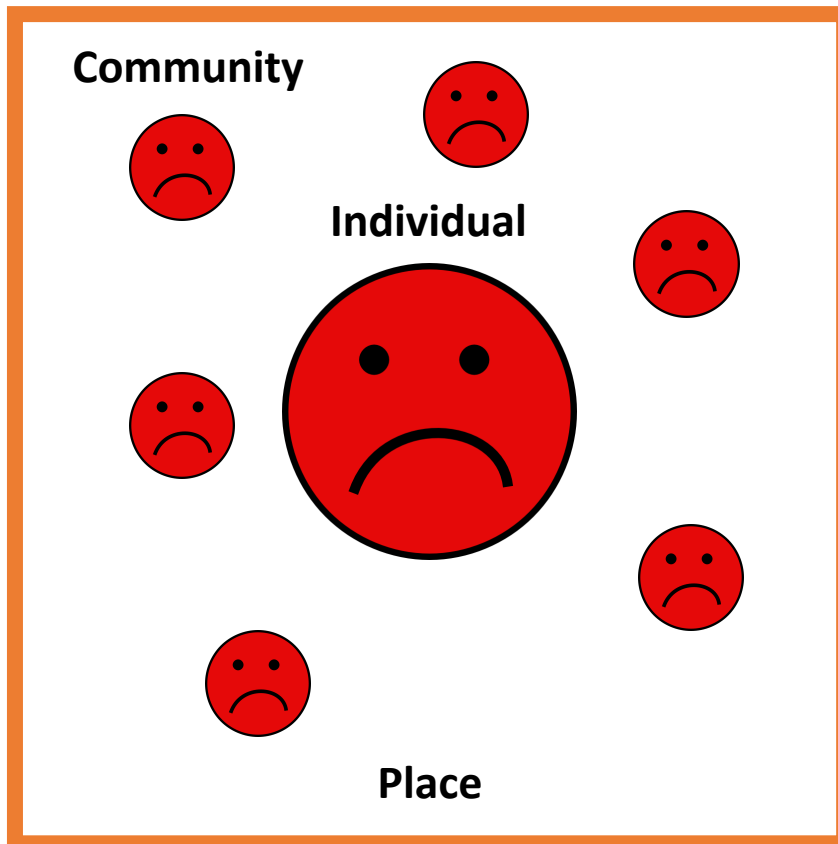


Shifting the Paradigm: Person-Place Model of Need

Inclusive Education

If an individual isn't successful

- Determine barriers in place
- Determine needs of the community
- Anticipate supports & strategies based on needs
- Universally apply supports and strategies to ALL




Shifting the Paradigm: Person-Place Model of Need

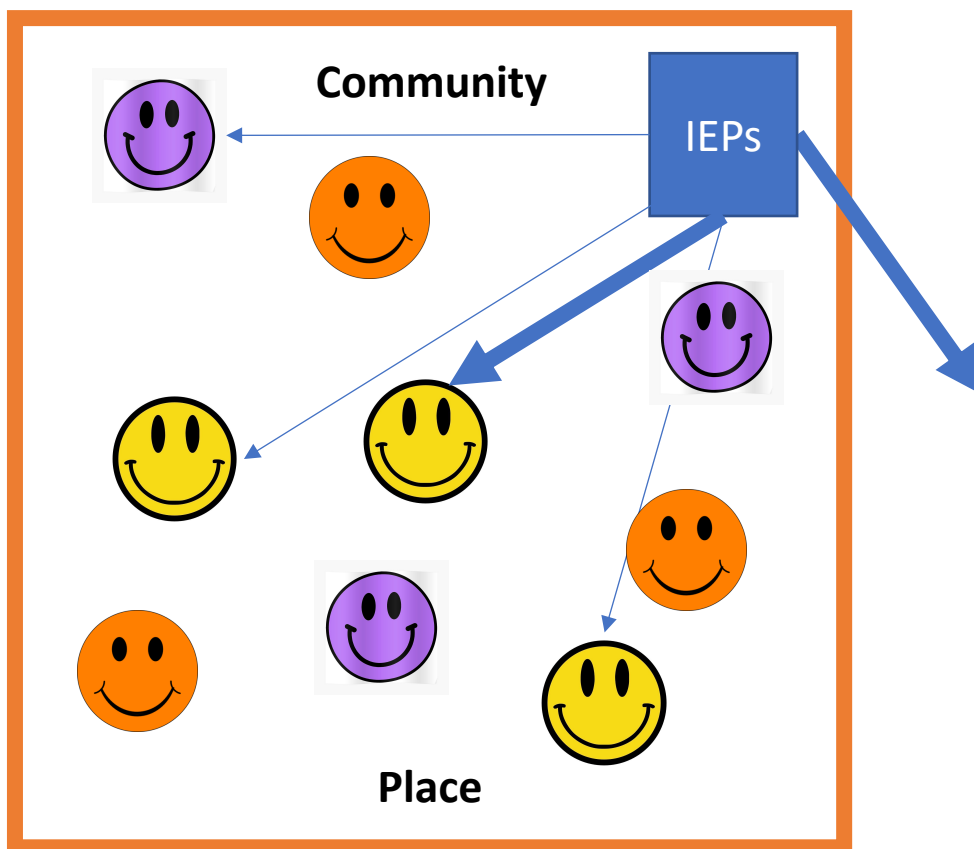
Inclusive Education

If an individual isn't successful

- Determine barriers in place
- Determine needs of the community
- Anticipate supports & strategies based on needs
- Universally apply supports and strategies to ALL



Shifting the Paradigm: Person-Place Model of Need



Inclusive Education

If an individual isn't successful

- Determine barriers in place
- Determine needs of the community
- Anticipate supports & strategies based on needs
- Universally apply supports and strategies to ALL

IEP

- Communicates barriers of individual
- Communicates needs of individual
- Communicates supports & strategies of individual
- Universally applied to everyone in the community
- Blueprint for the place!

Medical Model Perspective: Fix the person

Individual not having success in a place: Shelley putting gas in her car in America

Deficit Model: Shelley can't fill up with gas

Shelley's IEP

S.M.A.R.T goal: Shelley will fill up her car with gas with 90 % accuracy by June 2021 by:

Objective: choosing an individual strategy to help her fill up with gas

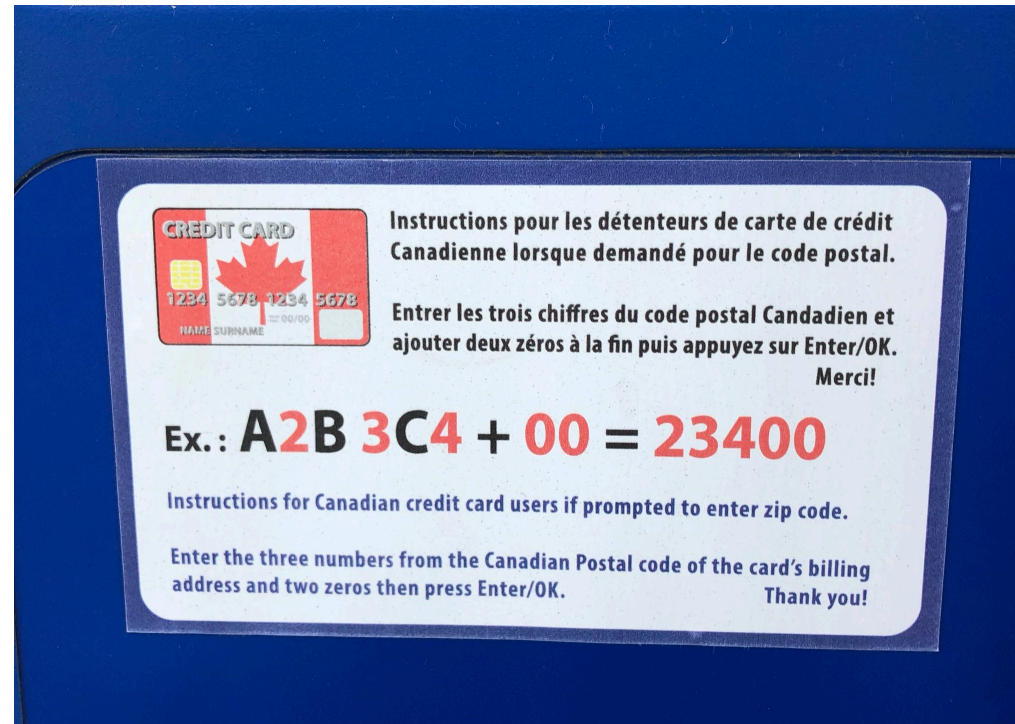
Individual Strategies: have extra cash on hand, extra time to fill up, extra room on my credit card, emotional regulation for anger, extra money for airport fill up, try 90210

Person- Place Model of Need

What is the barrier?!

What is getting in the way in the place?

Why can't Shelley fill up with gas?



Fixing the **Deficit** vs. Removing the **Barrier**

Person-Place Perspective: Reduce barriers in place, respond to needs of individual

Place: America

Barrier: Gas tank needs a Zip code to pay with a credit card

Shelley's need: Shelley is Canadian and has a postal code

Shelley's IEP

Goal: Shelley can fill up her car with gas by:

Objective: turning her postal code into a zip code

Universal Strategy: Sticker

Individual Supports & Strategies: None



What are the **barriers** in a community?

(What is getting in the way that is outside of a student control?)

What are the **needs** of the individuals in a community?

(Needs not disabilities)

How do we **anticipate** supports & strategies needed for individuals in the community?

(Planned for before, not after)

How can we teach the supports & strategies so **ALL students** can access and choose?

(Accessing supports & strategies do not affect evaluation or grades)

The cupcake Model



Special Education

Medical Model

The cupcake model



Shelley Moore, 2019

The layered cake model



@tweetsomemoore

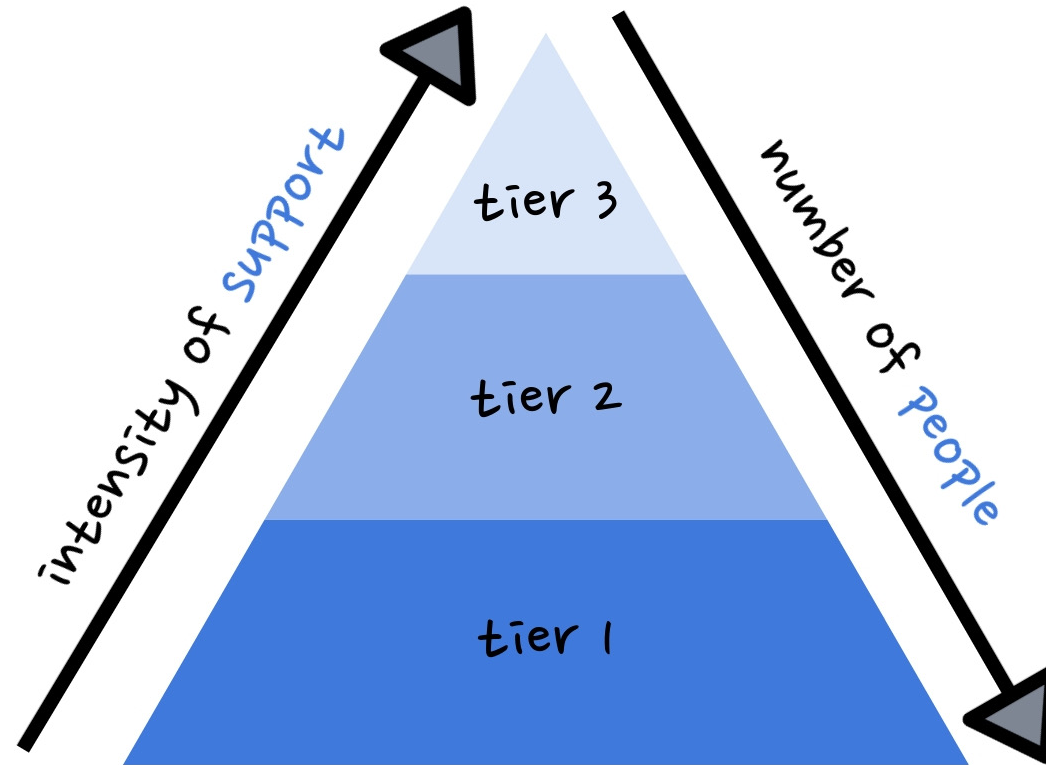
The layered cake model



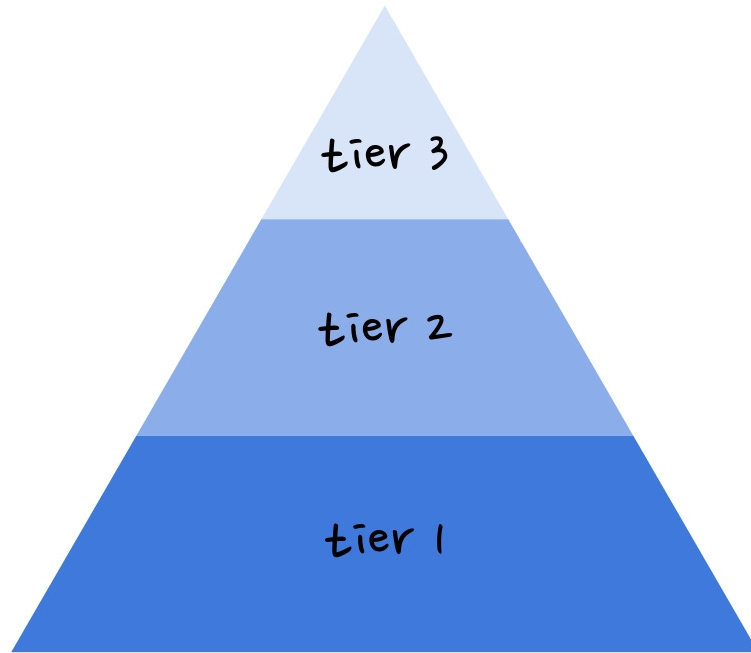
Shelley Moore, 2019

@tweetsomemoore

RTI: RESPONSE TO INTERVENTION

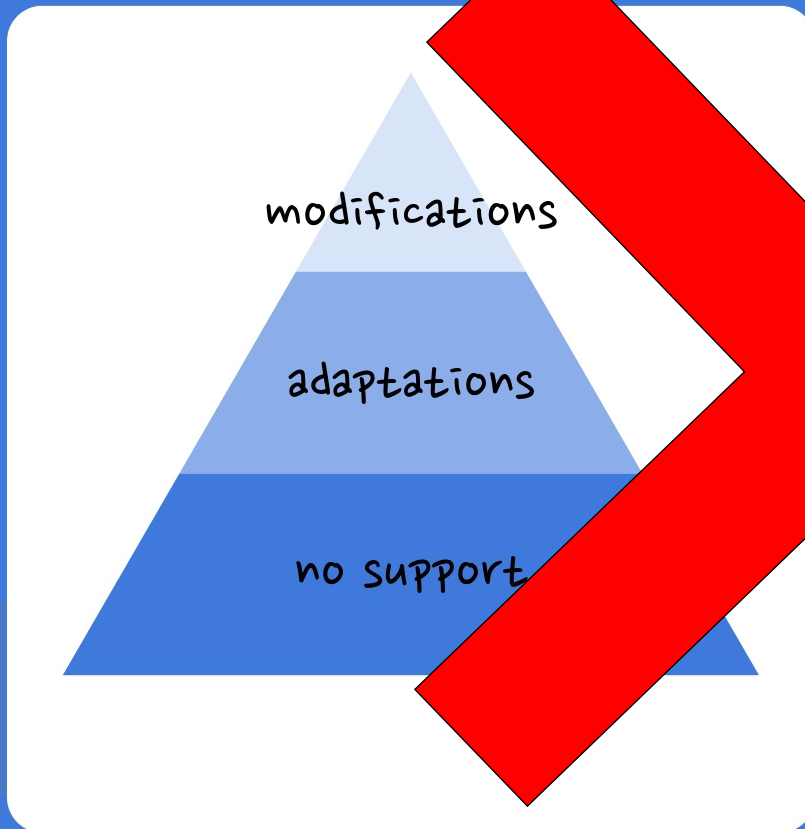


RTI: RESPONSE TO INTERVENTION

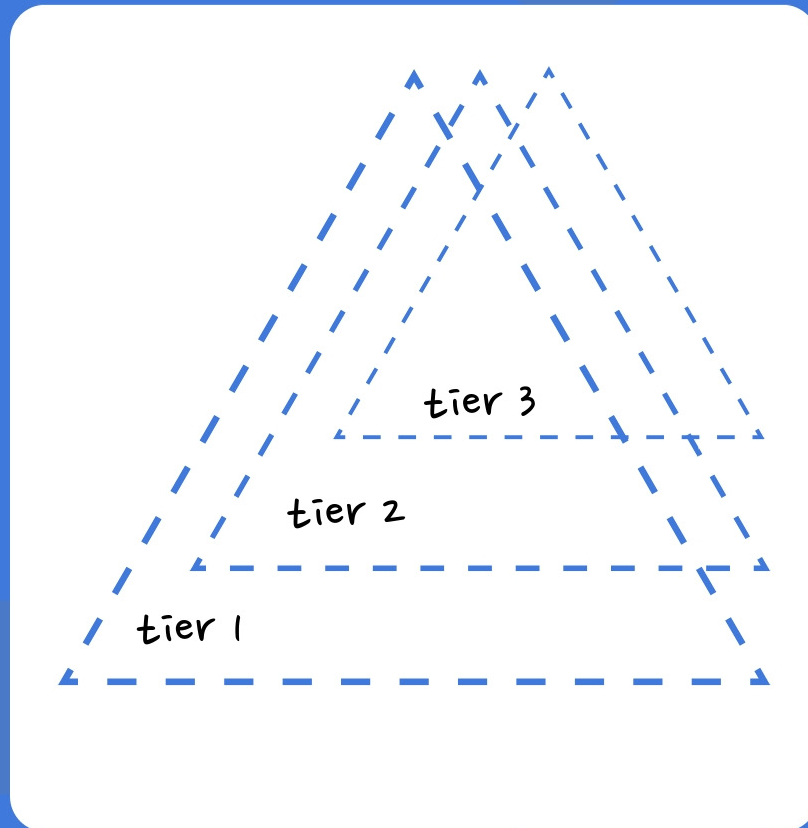


- early intervention of support
- assessment of students
- regulated supports

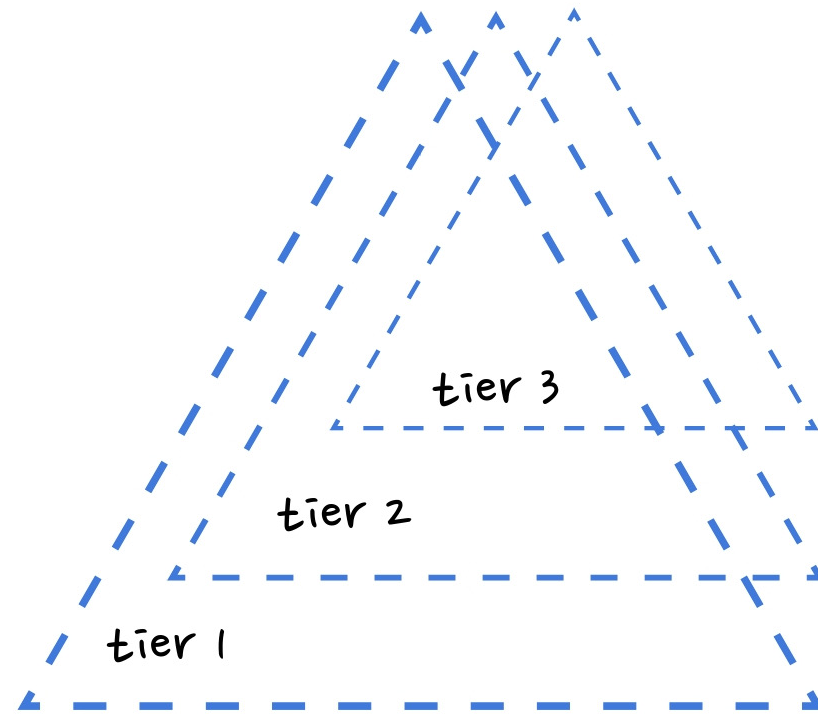
RTI: RESPONSE TO INTERVENTION ??



RTI: RESPONSE TO INSTRUCTION



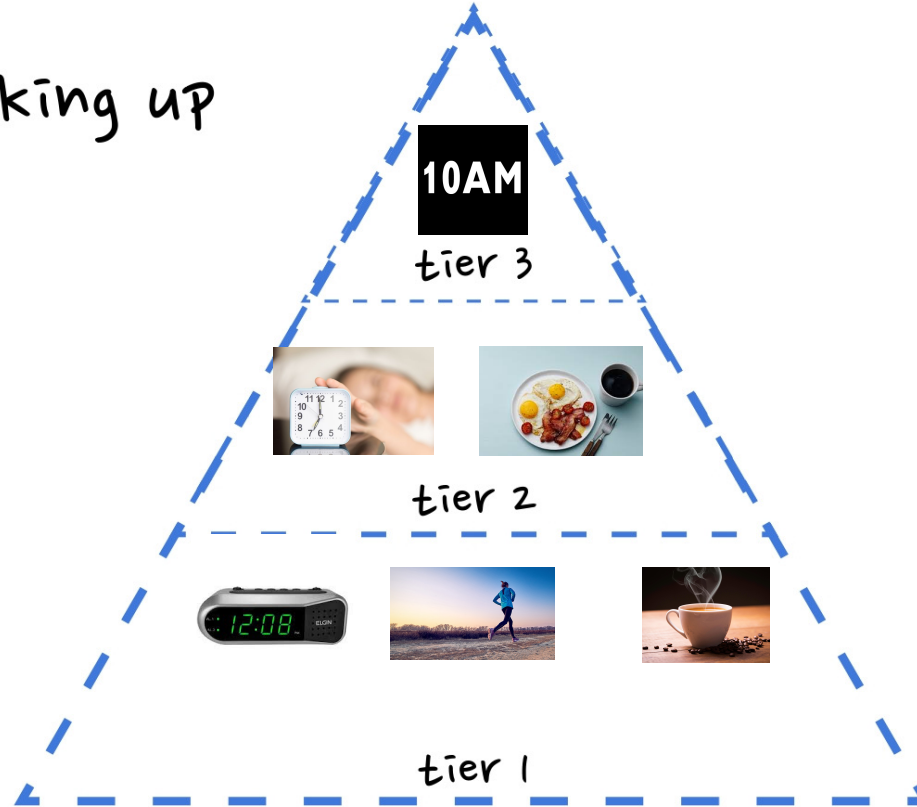
RTI: RESPONSE TO INSTRUCTION



- early instruction of support
- assessment of the environment
- universal supports


RESPONSE TO INSTRUCTION

Lens: waking up




Shelley Moore, 2019

@tweetsomemoore



What do you see is
ALREADY happening
in your context?

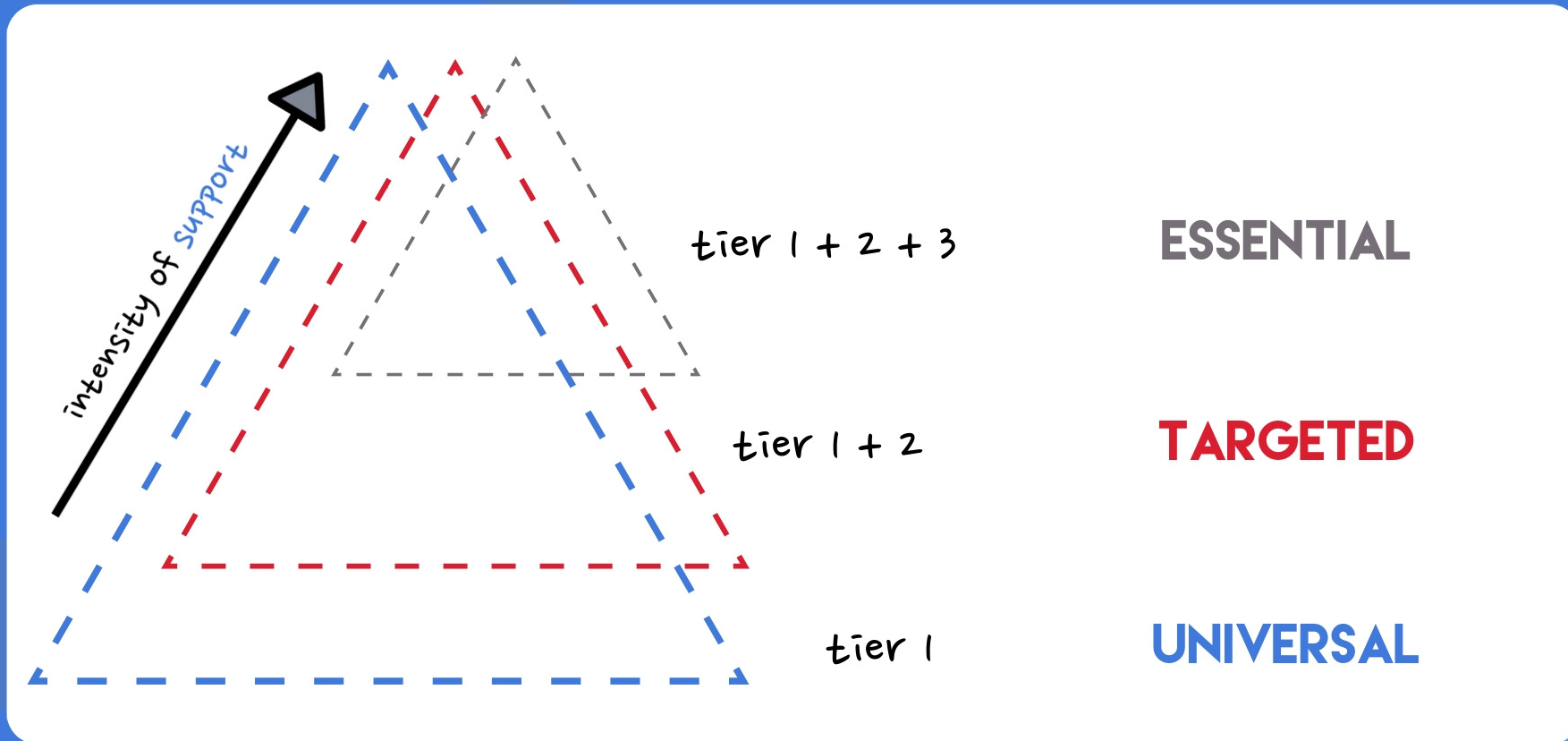


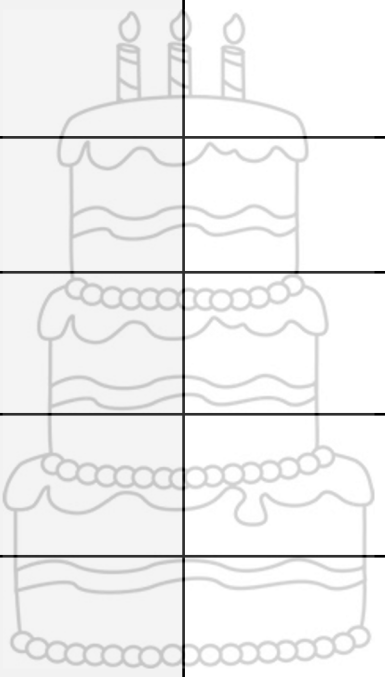

RESPONSE TO INSTRUCTION

- SUPPORTS are determined BEFORE teaching
- SUPPORTS are designed for specific students
- SUPPORTS are taught to ALL students
- SUPPORTS are available to ALL students



RTI/MTLS



Students...	Strategies & Supports			
	who needs the most support	Universal Support (Good for ALL)	Targeted Support (CHOICE for ALL)	Essential Support (Good for ONE)
Need				
Need				
Need				
Need				
Need				
Need				
who needs the most challenge				

Range of Students (RTI)

Classroom Support Plan: Need Based Reflection

Target Classroom: _____ **Classroom Teacher(s):** _____ **Date:** _____


1. Look at the following areas of need as a school team (classroom teacher, support teacher, outside/community consultants, educational assistants, etc.)
2. You can refer to individual assessments & recommendations as well as specific areas of expertise to determine need(s) (e.g. SLP, OT, D/HH Teacher etc.)
3. Decide which needs are affecting learning in the classroom (needs can reflect one or more students, but are not disabilities. For example, "Autism" is not a need)
4. Determine the priority of needs-based support that this classroom community needs
5. Target five areas of need to start with, to construct a classroom support plan

Areas of Need	Our classroom community needs support for this immediately	Our classroom community needs support for this soon	Our classroom community does not need support for this right now
Aggression	<input type="checkbox"/>	<input type="checkbox"/>	<input type="checkbox"/>
Anger or Frustration	<input type="checkbox"/>	<input type="checkbox"/>	<input type="checkbox"/>
Anxiety	<input type="checkbox"/>	<input type="checkbox"/>	<input type="checkbox"/>
Articulation	<input type="checkbox"/>	<input type="checkbox"/>	<input type="checkbox"/>
Attendance	<input type="checkbox"/>	<input type="checkbox"/>	<input type="checkbox"/>
Assistive Technology	<input type="checkbox"/>	<input type="checkbox"/>	<input type="checkbox"/>
Vision Needs	<input type="checkbox"/>	<input type="checkbox"/>	<input type="checkbox"/>
Bullying	<input type="checkbox"/>	<input type="checkbox"/>	<input type="checkbox"/>
Central Auditory Processing	<input type="checkbox"/>	<input type="checkbox"/>	<input type="checkbox"/>
Hearing Needs	<input type="checkbox"/>	<input type="checkbox"/>	<input type="checkbox"/>
Depression/Sadness	<input type="checkbox"/>	<input type="checkbox"/>	<input type="checkbox"/>
Motivation	<input type="checkbox"/>	<input type="checkbox"/>	<input type="checkbox"/>
Eating Disorder	<input type="checkbox"/>	<input type="checkbox"/>	<input type="checkbox"/>
Emotional Regulation	<input type="checkbox"/>	<input type="checkbox"/>	<input type="checkbox"/>
English Language Skills	<input type="checkbox"/>	<input type="checkbox"/>	<input type="checkbox"/>
Executive Functioning	<input type="checkbox"/>	<input type="checkbox"/>	<input type="checkbox"/>

What top five areas of need are we going to target in our classroom support plan

1. _____
2. _____
3. _____
4. _____
5. _____

Classroom Support Plan		
Teacher(s): C. Woods	Support Staff: L. Veary (LST), K. Eigler (EA)	Lens: Math 8

Students...		Strategies & Supports		
who needs the most support ST, CH, JP (f)		Universal Support (Good for ALL)	Targeted Support (CHOICE for ALL)	Essential Support (Good for ONE)
Need Executive Functioning	JC, CH, JK, JP(f), AT, ST, LV, DV			
Need Ability	ST, AT			
Need Processing Speed	JC, CH, JK, IR, LV, DV			
Need Self Esteem	JB, RJ, FK, AT, ST, LV, DV, CH			
Need Memory	DA, JB, JC, CH, FK, JK, JP(f), CS, AT, ST, LV, DV			
who needs the most challenge JP, CG, LJ				

Range of Students (RTI)

Designing a Needs Based Classroom Support Plan


Step 2: Determining Supports & Strategies

www.teachspiced.ca



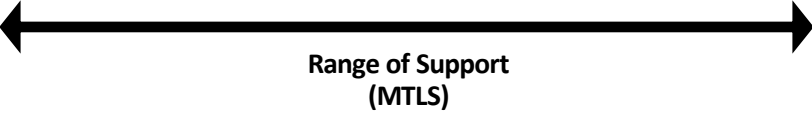
- Our needs don't make us "weaker" they are just things we need support with
- Things in our lives that make it hard for us to learn?
- These might not be things that I can control

Classroom Support Plan		
Teacher(s): C. Woods	Support Staff: L. Veary (LST), K. Eigler (EA)	Lens: Math 8

Students...		Strategies & Supports		
who needs the most support ST, CH, JP (f)		Universal Support (Good for ALL)	Targeted Support (CHOICE for ALL)	Essential Support (Good for ONE)
Need Executive Functioning	JC, CH, JK, JP(f), AT, ST, LV, DV			
Need Ability	ST, AT			
Need Processing Speed	JC, CH, JK, IR, LV, DV			
Need Self Esteem	JB, RJ, FK, AT, ST, LV, DV, CH			
Need Memory	DA, JB, JC, CH, FK, JK, JP(f), CS, AT, ST, LV, DV			
who needs the most challenge JP, CG, LJ		 Range of Support (MTLS)		

Range of Students (RTI)

Classroom Support Plan		
Teacher(s): C. Woods	Support Staff: L. Veary (LST), K. Eigler (EA)	Lens: Math 8

Students...		Strategies & Supports		
who needs the most support ST, CH, JP (f)		Universal Support (Good for ALL)	Targeted Support (CHOICE for ALL)	Essential Support (Good for ONE)
Need Executive Functioning	JC, CH, JK, JP(f), AT, ST, LV, DV			
Need Ability	ST, AT			
Need Processing Speed	JC, CH, JK, IR, LV, DV			
Need Self Esteem	JB, RJ, FK, AT, ST, LV, DV, CH			
Need Memory	DA, JB, JC, CH, FK, JK, JP(f), CS, AT, ST, LV, DV			
who needs the most challenge JP, CG, LJ				

Range of Students (RTI)

Classroom Support Plan		
Teacher(s): C. Woods	Support Staff: L. Veary (LST), K. Eigler (EA)	Lens: Math 8

Students...		Strategies & Supports		
who needs the most support ST, CH, JP (f)		Universal Support (Good for ALL)	Targeted Support (CHOICE for ALL)	Essential Support (Good for ONE)
Need Executive Functioning	JC, CH, JK, JP(f), AT, ST, LV, DV	<ul style="list-style-type: none"> • Visual instructions • Pre teach vocabulary • Structured agenda support 	<ul style="list-style-type: none"> • 2 min breaks • Using a computer for tasks • Work bin 	
Need Cognitive ability	ST, AT	<ul style="list-style-type: none"> • concept based planning • random/ strategic seating • access point/ scaffolding 	<ul style="list-style-type: none"> • Quiet location • home-communication • unlimited time for assessment 	
Need Processing Speed	JC, CH, JK, IR, LV, DV	<ul style="list-style-type: none"> • Develop/practice basic math fluency (without calculator, with manipulatives, not timed) • Windows of due dates • No marks lost for late assignments 	<ul style="list-style-type: none"> • Choice of complexity 	CH- Assistive tech (Computer)
Need Self Esteem	JB, RJ, FK, AT, ST, LV, DV, CH	<ul style="list-style-type: none"> • Strength based goals (I can...) • Strategic groupings • Build community 	<ul style="list-style-type: none"> • Check ins 	
Need Memory	DA, JB, JC, CH, FK, JK, JP(f), CS, AT, ST, LV, DV	<ul style="list-style-type: none"> • Structured agenda support • Task chunking/ reference • Highlight verbs/ key words in tasks 	<ul style="list-style-type: none"> • Home communication • Calculator • Colour coding 	
who needs the most challenge JP, CG, LJ				

Range of Students (RTI)

Range of Support
(MTLS)

What are supports?

- What **tools** can we anticipate *some* students will use based on their:
 - Needs
 - Interests
 - Strengths
 - Stretches
- How can we teach *all* students to use **tools** in meaningful ways
- How can we support which **tools** students choose to use to support their learning?

What are strategies?

- What **actions** can we anticipate *some* students will use based on their:
 - Needs
 - Interests
 - Strengths
 - Stretches
- How can we teach *all* students to take **action** in meaningful ways
- How can we support which **action** students choose to take to support their learning?

Supports vs. Resources



People



Time



Funding

Classroom Support Plan		
Teacher(s): Mr. B	Support Staff: Ms. C (EA)	Class: English 10




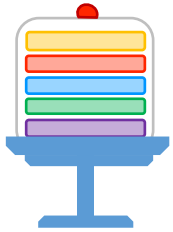
Students...		Strategies & Supports		
Who needs the most support J.W.		Universal Support (Good for ALL)	Targeted Support (CHOICE for ALL)	Essential Support (Good for ONE)
Need Cognitive ability	J.W.	Start lesson with accessible task how to work with J.W., building community activities, manipulatives,	Access Point to curriculum (Math IEP goal), may need breaks, visual agenda on board that matches AAC device, strategic partnering, calculator	AAC Device, social role on class, works well with Y.T., glasses,
Need Vision	R.P	Large print & high contrast outline of handouts, do not change furniture floor plan	Sitting close proximity to front of class	Magnifier,
Need Trauma	H.L., U.B	Make personal connection daily, snacks, drinks allowed, chunk task into an essential portion,	Quiet zone in class, breaks, allow time to leave if needed, follow up later if they leave	Check in before class with Ms. H, might be late
Need Language	Y.I., O.R., B, F, N.M	Teach important vocabulary for a lesson, visuals, manipulatives & visuals, strategic partnering, math word wall		translator
Need Anxiety	R.M.	Choice of challenge, choice of support options, target advocacy skills and risk taking opportunities, open ended tasks (not one answer)	Taking breaks, choice of where to work, homework optional, parent check ins	
Who needs the most challenge I.K., R.M.				



Classroom Support Plan		
Teacher(s):	Support Staff	Lens:

Students...		Strategies & Supports		
who needs the most support		Universal Support (Good for ALL)	Targeted Support (CHOICE for ALL)	Essential Support (Good for ONE)
Need				
Need				
Need				
Need				
Need				
who needs the most challenge				

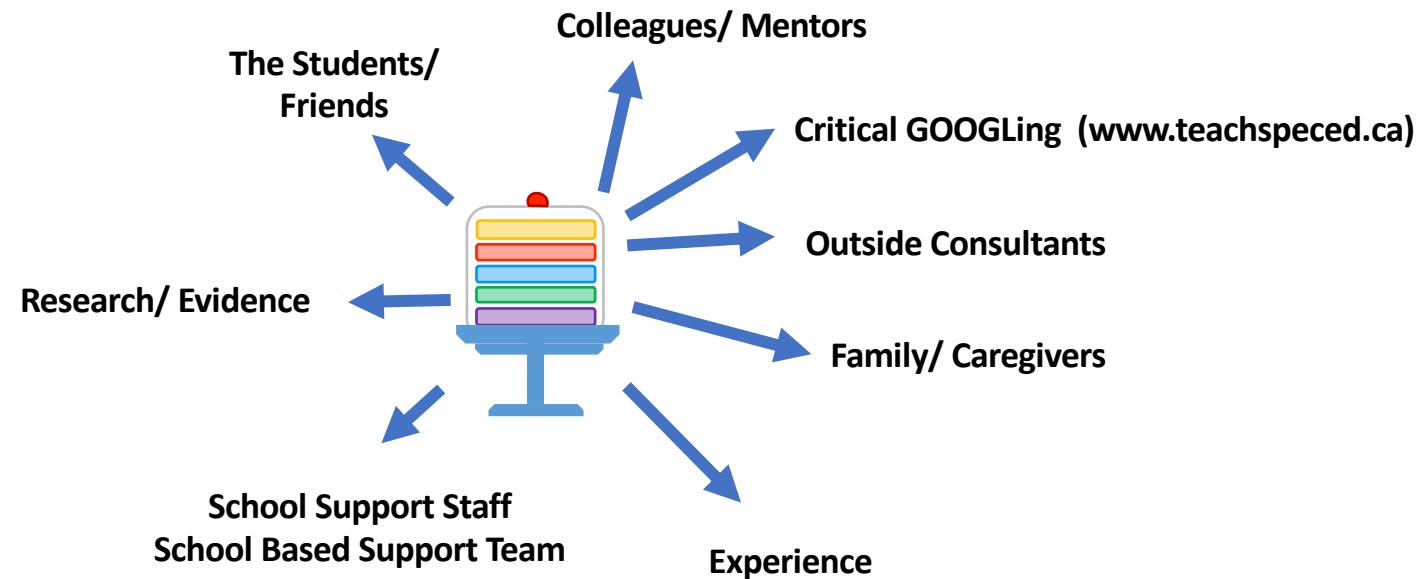
Range of Students (RTI)
 



Layered Support Cake of Love: Classroom Support Plan



How do we figure out supports or strategies students need?



SHELLEY MOORE



@tweetsomemoore



@fivemooreminutes



@fivemooreminutes



www.fivemooreminutes.com

www.blogsomemoore.com

