

Shelley  
MOORE PH.D.



@tweetsomemoore



@fivemooreminutes



@fivemooreminutes



[www.fivemooreminutes.com](http://www.fivemooreminutes.com)

[www.blogsomemoore.com](http://www.blogsomemoore.com)



# CELEBRATION AND SHARING

What grade level curriculum are we using?  
What are the learning standards?

# CURRICULUM & ASSESSMENT DESIGN

Student choice of challenge  
Adjustable Curriculum

Student choice of evidence  
Adjustable Assessment

# Students

Who are the pilots?  
What are their dimensions?  
Where is their agency?


# NEEDS BASED DESIGN

What are the student needs?  
What barriers are getting in the way?  
What do student require to navigate needs & barriers?

Adjustable Supports & Strategies  
Student choice of tools and actions


# INSTRUCTIONAL DESIGN

How will students show growth within the learning standard?  
How do we know?




# 1. Who are our students and what are their dimensions?


- Identities
- Interests
- Strengths
- Stretches
- Needs




2. What supports & strategies can we put in place to reduce barriers and help students manage their needs?




3. How can we plan for student variability using grade level curriculum?



4. How can we design our instruction so that all student can access and be challenged within grade level curriculum?





5. How can we assess students in inclusive and equitable ways?



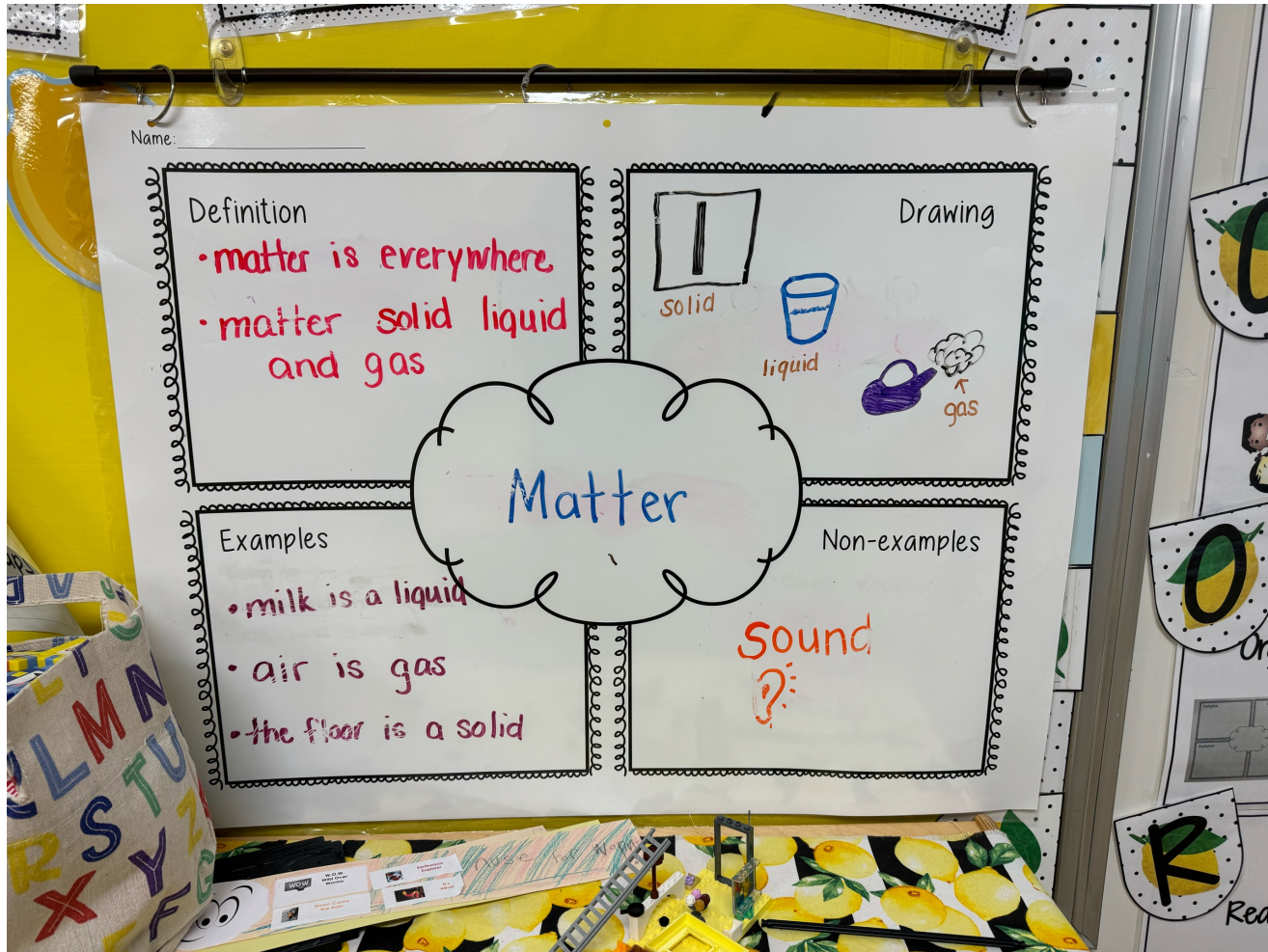
Mini Lessons  
- Aligned with age of students,  
increases retention, attention,  
engagement, self regulation

# Shaving Cream CVC words:

- Strength based
- Build fine motor skills
- Reduces barrier of having to use a writing tool/paper



- Engaging activity
- Meets sensory needs
- Purposeful –  
connected to a  
learning standard



## Frayer model

- Strategy for deepening understanding
- Multiple ways to represent
- Strategy for making connections, transferring learning
- Relies on multiple modalities

## HOUSEHOLD BUDGET PROJECT: GUIDE BOOK

As we studied economics throughout the semester, we saw that **Households** provide **Labor** for which they receive **Income** in return. With just over 100,000,000 households in the US, we ask, how do they spend their income? What are the trade-offs they must make? **How would you spend your income?** To address these questions you will need to create a Family Budget. Your budget will be a monthly listing of expenses. **Choose either Household 1 or 2** for your **first** budget simulation. You **MUST** do **Household 3** for your **second** budget simulation.

### HOUSEHOLD #1

- You are married, both you and your spouse work outside the home.
- You both have college degrees.
- You have 2 children, a boy 7 and a girl 3.
- You are all generally healthy with your share of colds and flu.
- Your employer provides health insurance. It pays 90% of your medical bills.
- Your gross annual income is \$175,500.

### HOUSEHOLD #2

- You are married, both you and your spouse work outside the home.
- One of you has a college degree.
- You have 2 children, a boy 7 and a girl 3.
- You are all generally healthy with your share of colds and flu.
- Your employer provides health insurance. It pays 60% of your medical bills.
- Your gross annual income is \$65,500.

### HOUSEHOLD #3

- You are married, both you and your spouse work outside the home.
- Neither of you has a college degree.
- You have 2 children, a boy 7 and a girl 3.
- You are all generally healthy with your share of colds and flu.
- You do not have health insurance provided by your employer.
- Your gross annual income is \$35,500.

Follow the steps provided to determine your family budget.

### FIRST: INCOME

#### 1. Determine the annual net income.

Multiply your gross income by the appropriate tax rate. (This is done for you.)

	Household Income	Income Tax Rate	Income Taxes Paid	Your net annual income
Household #1	\$175,500	26%	\$45,630	\$129,870
Household #2	\$65,500	17%	\$11,135	\$54,365
Household #3	\$35,500	13%	\$4,615	\$30,885

# Relevant and Meaningful Projects

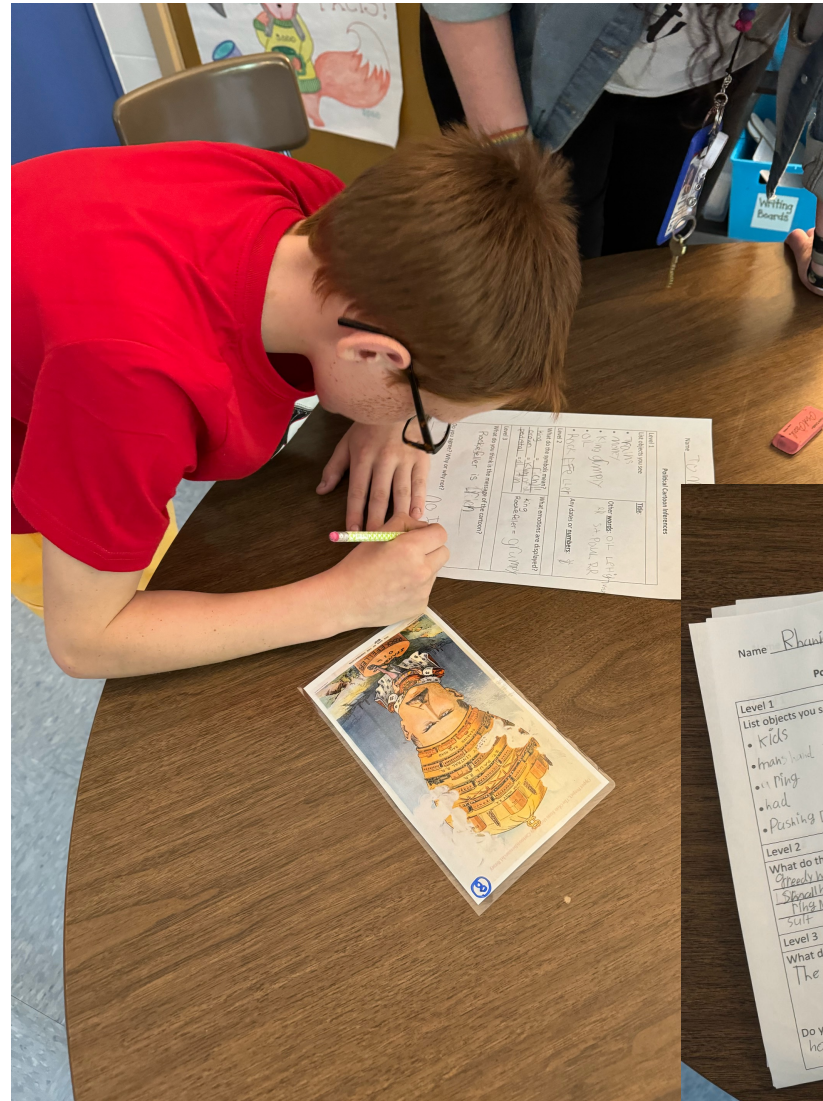
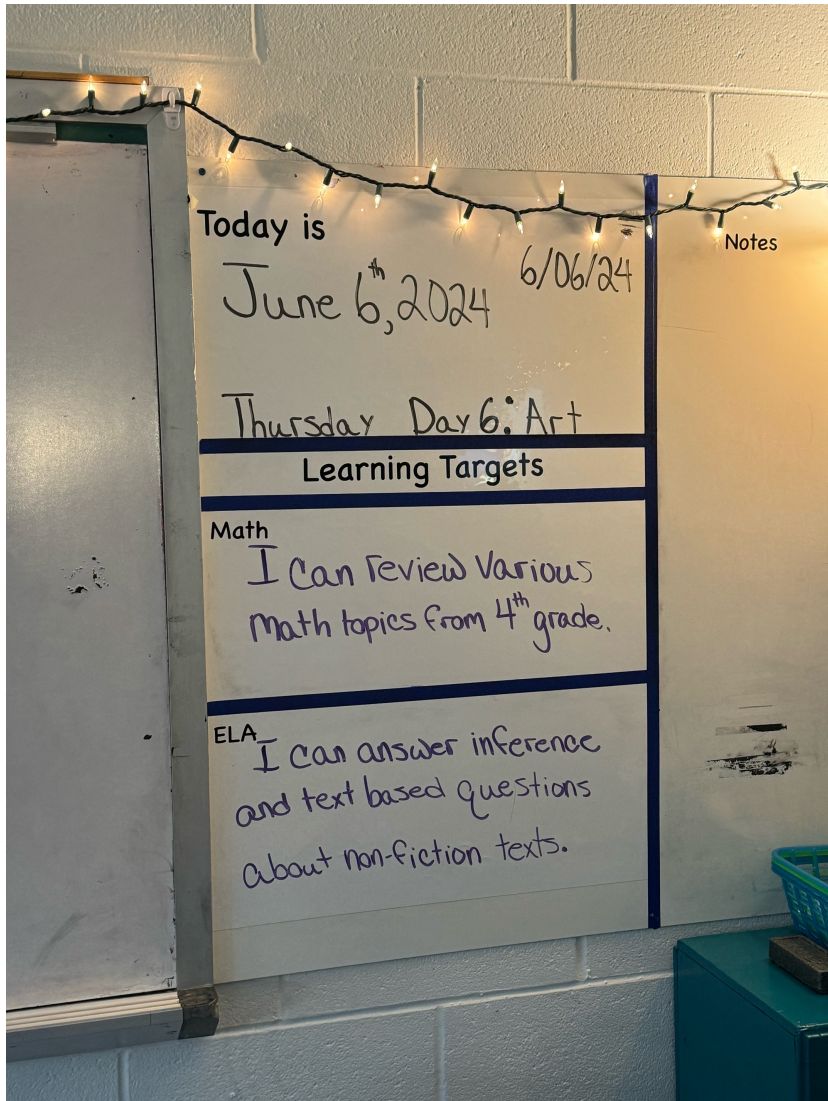
- Connected to real life events problems & scenarios



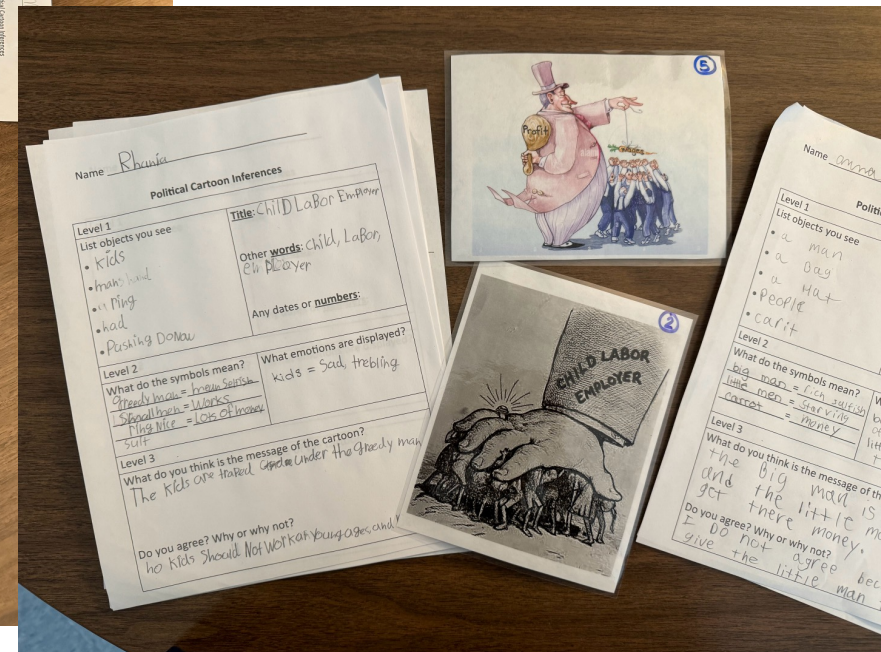
- Increases engagement, attention & motivation, understanding



Flexible Seating  
- supports engagement, student agency, self regulation, attention



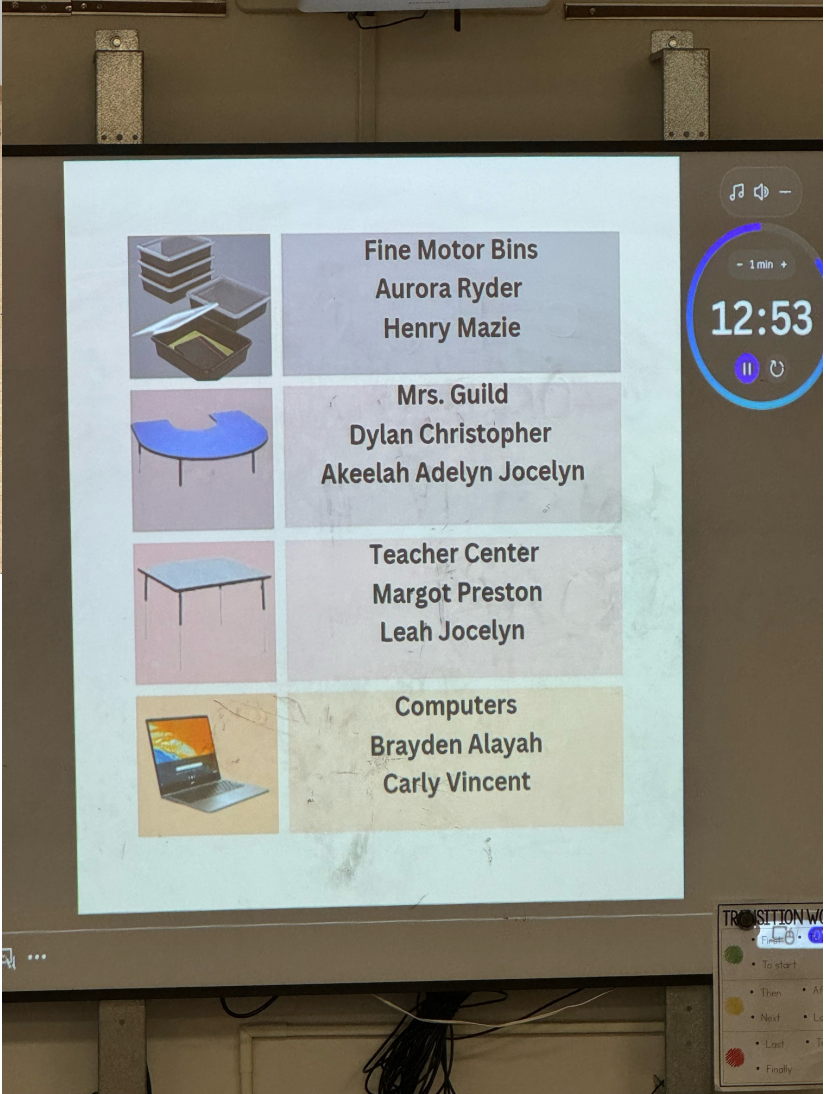
Learning Targets  
- Increases engagement, purpose, motivation, understanding



# Layered Supports



# Station Teaching



# Modelling



# Hands On Learning



# Building Competencies



- **What is one new thing you learned this year about inclusive practices?**
- **What is one new inclusive practice that you have tried this year?**
- **What did you notice about what you tried?**
- **Where do you want to go next?**





# Small Group Sharing