

Shelley
MOORE PH.D.



www.drshelleymoore.com



[@drshelleymoore](https://www.instagram.com/drshelleymoore)



[@drshelleymoore.bksy.social](https://www.bksy.social/@drshelleymoore)



[@drshelleymoore](mailto:drshelleymoore)



Dr. Shelley Moore

WHAT DOES

inclusion

MEAN?

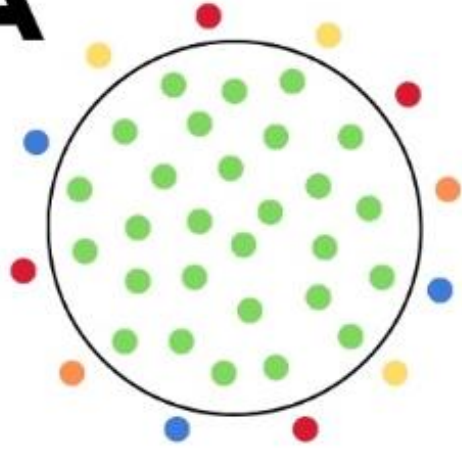
WHAT DOES

inclusion

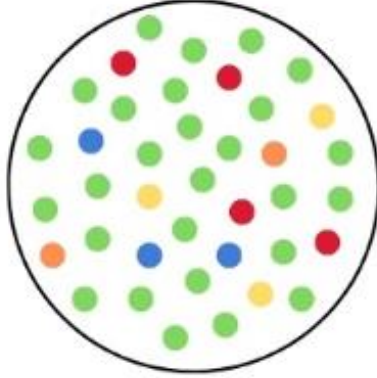
LOOK LIKE?

WHAT IS *Inclusion*?

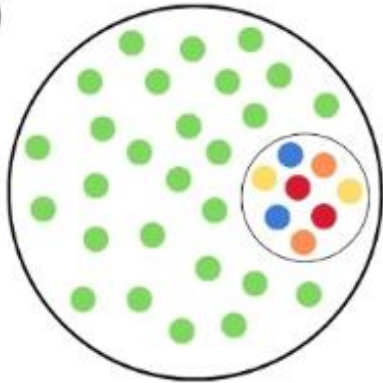
A



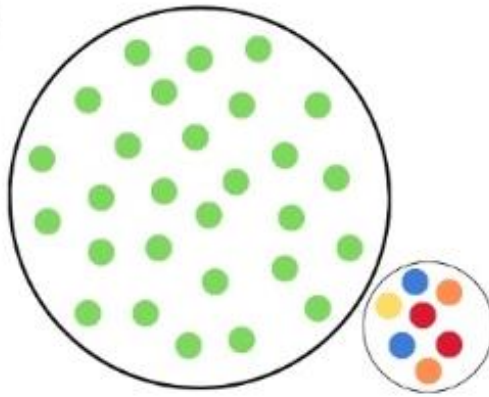
C



B



D



exclusion

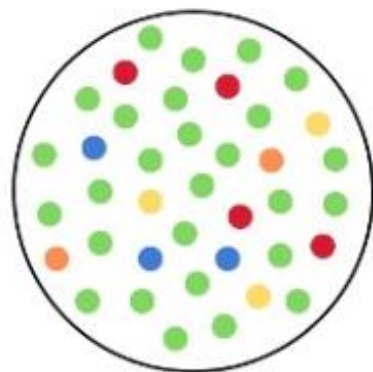
integration

inclusion

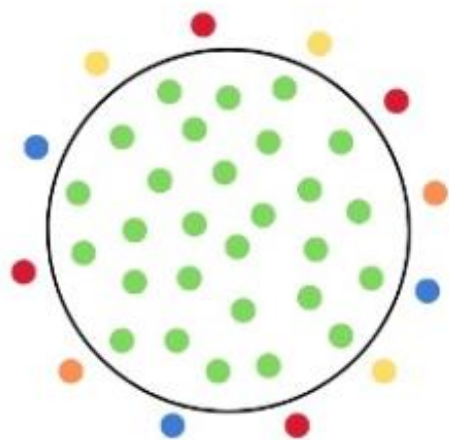
congregation

segregation

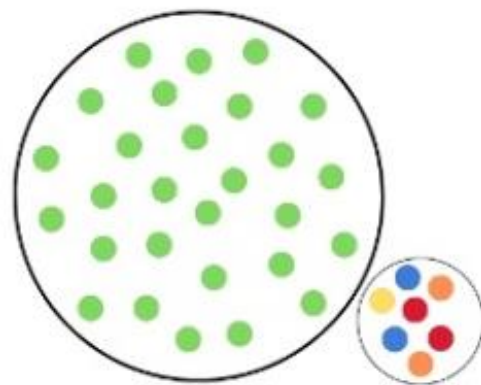
WHAT IS *inclusion*?



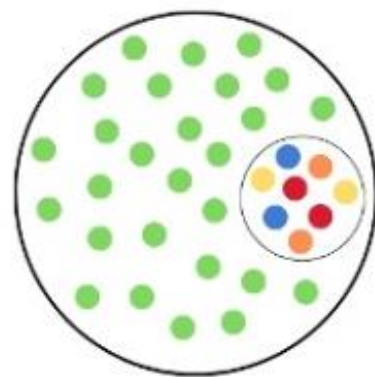
inclusion



exclusion




segregation



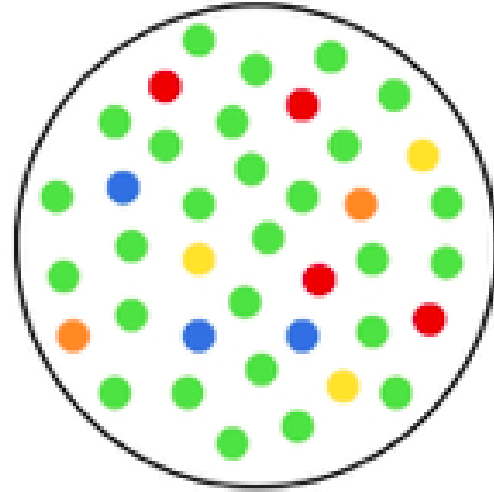
integration

WHAT IS inclusion


?



WHAT IS **inclusion** ?



Including
'special needs' children
into general childcare
spaces




Supporting and designing for
diversity
in childcare spaces
(that includes Disability)

HOW do we DO

inclusion ?

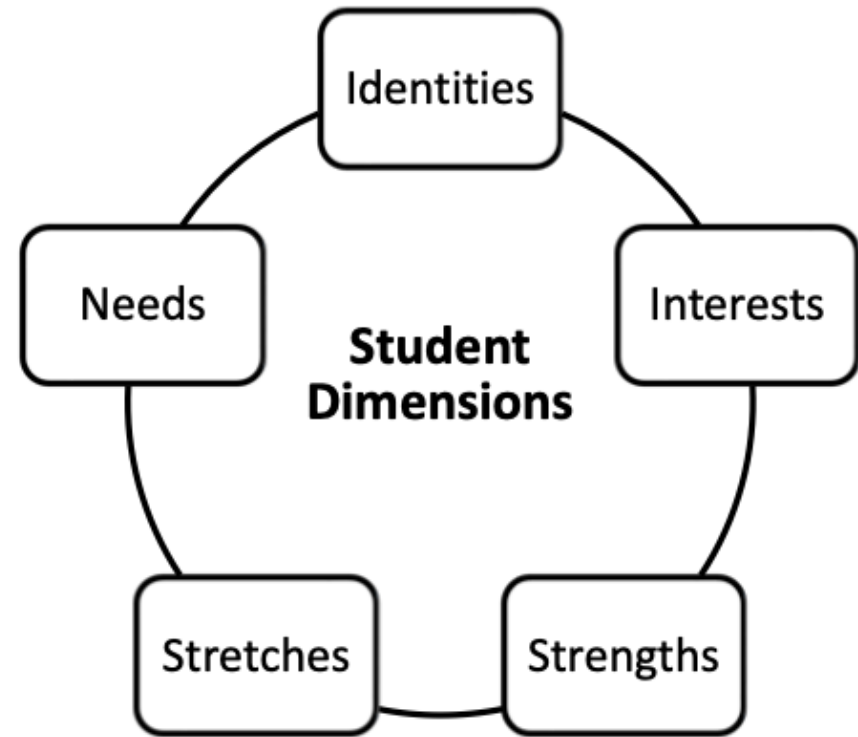
WHAT IS inclusion ?



Supporting and designing for
diversity
in childcare spaces
(that includes Disability)


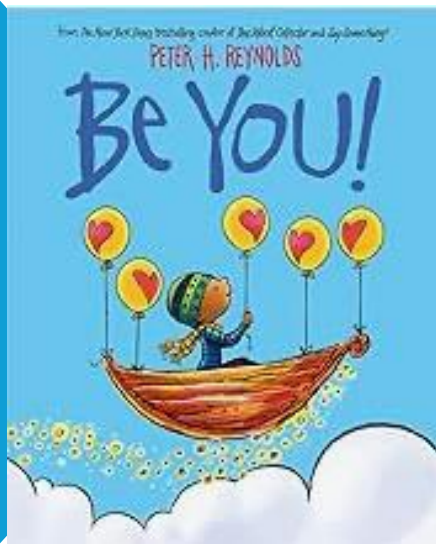

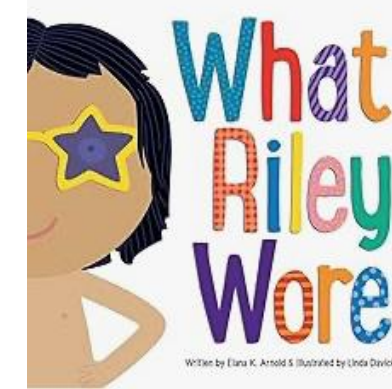
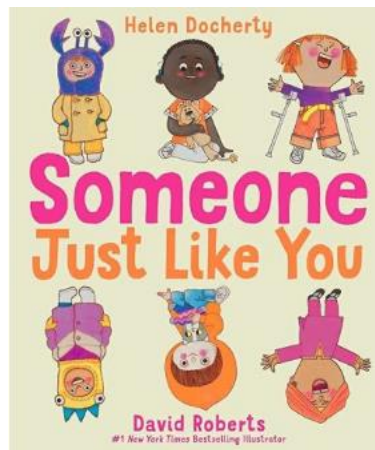





Getting to know who the students are

What **dimensions** can we capture so that we **reduce and eliminate barriers** AND **design better** for student variability?


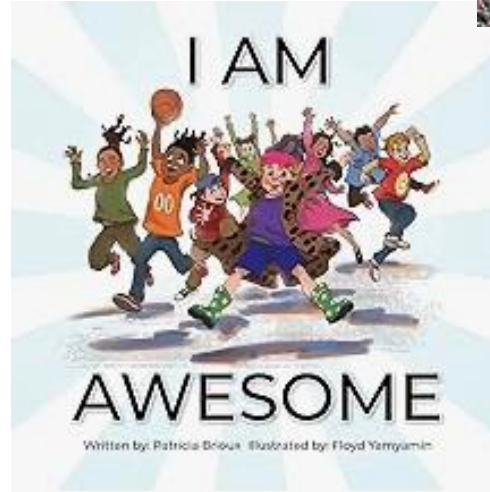





Identity

@mrsmacskinders



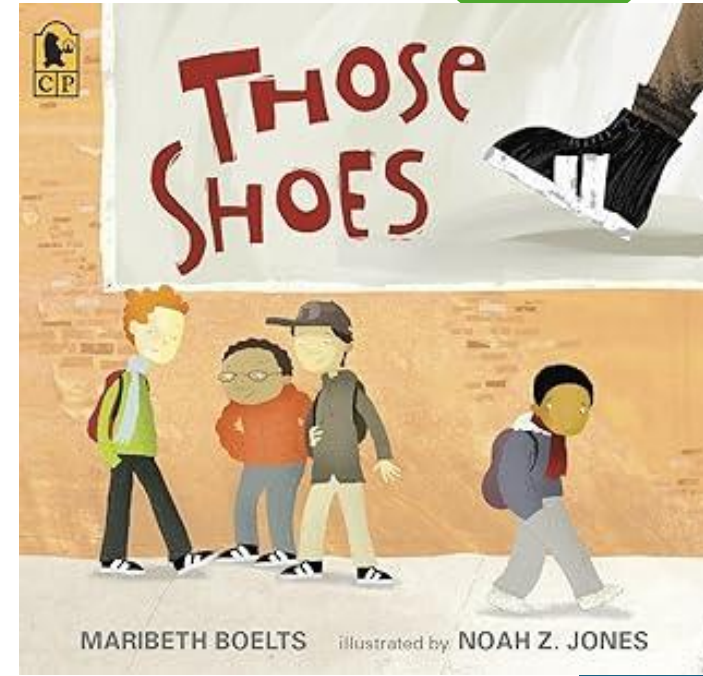
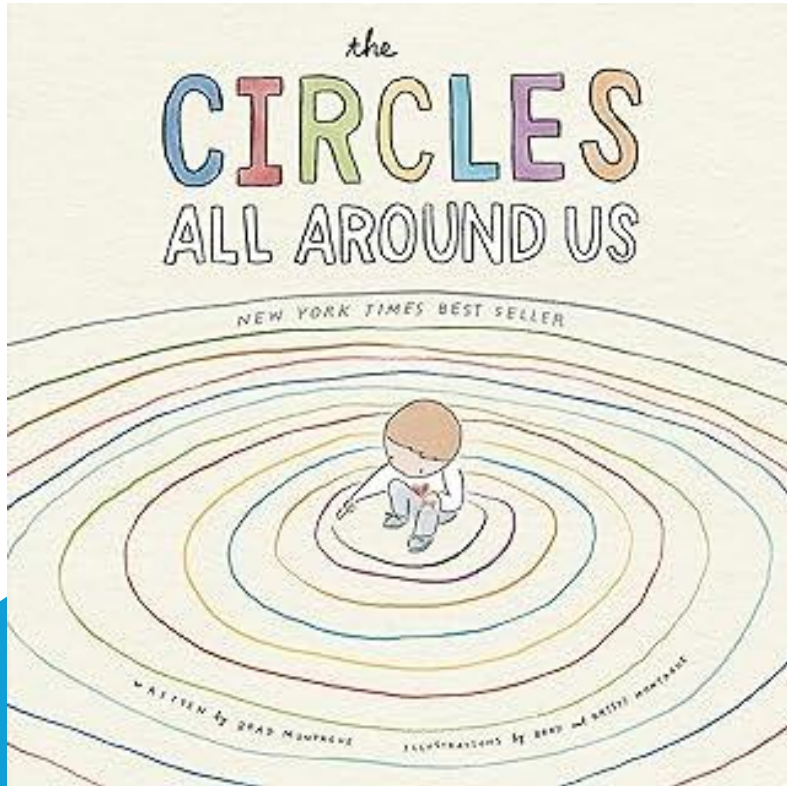
Strengths



@mrsmacskinders

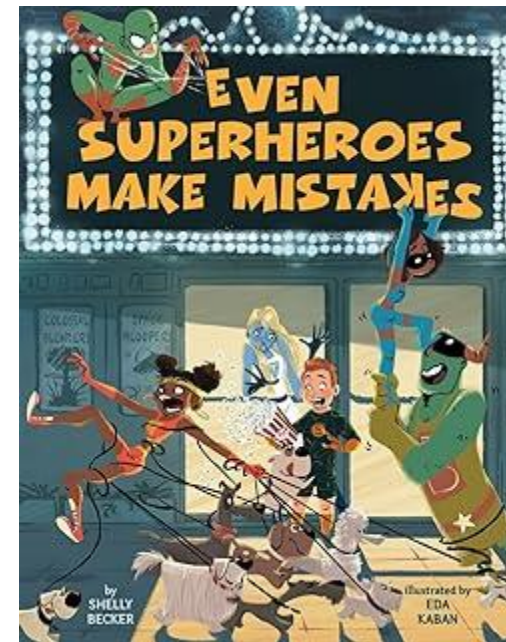
Interests

Needs



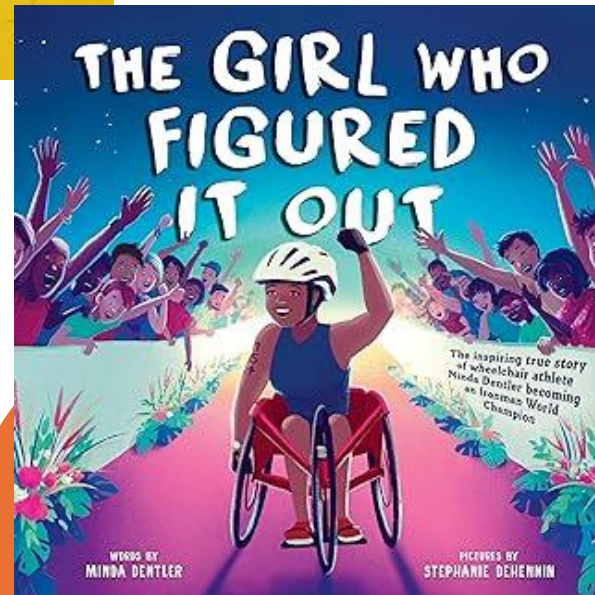
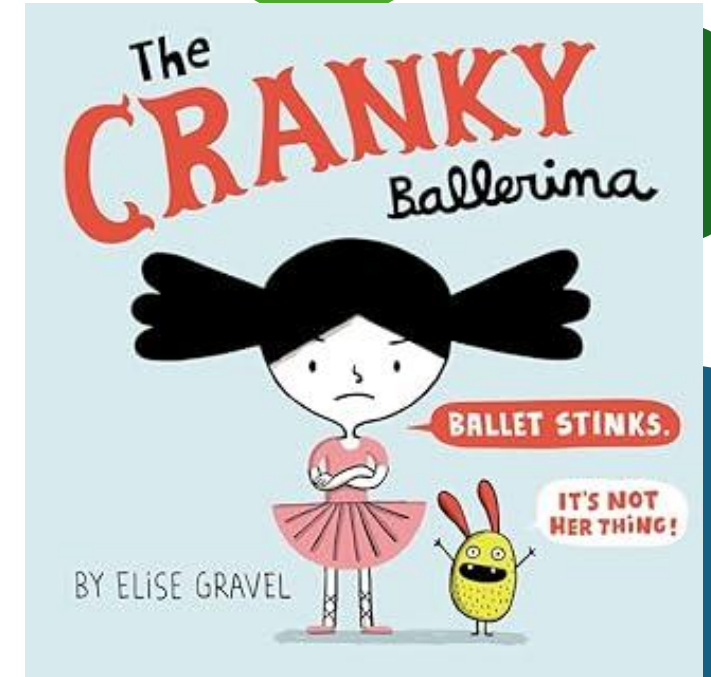
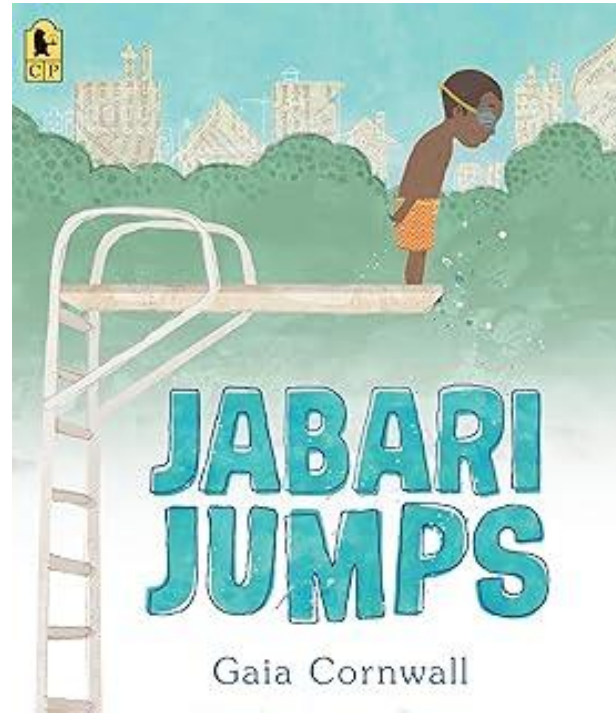



EVERYBODY!

ELISE GRAVEL



Stretches



Home



Twin Sister



Love



Friends

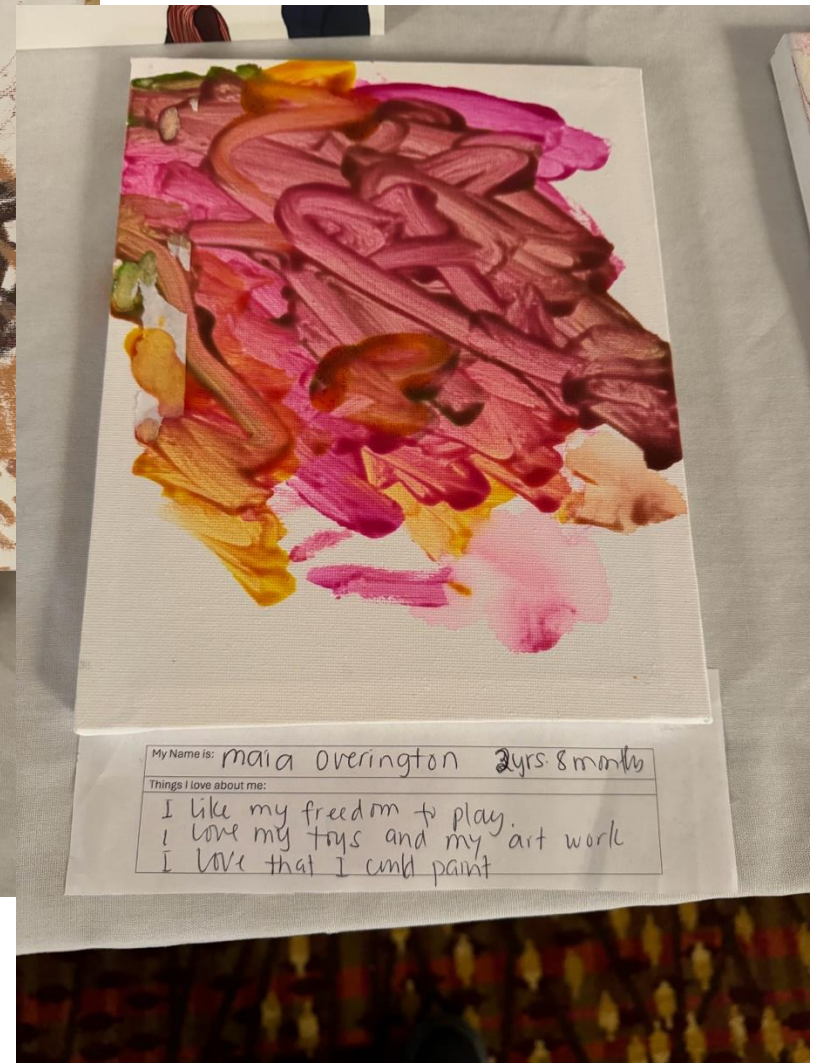



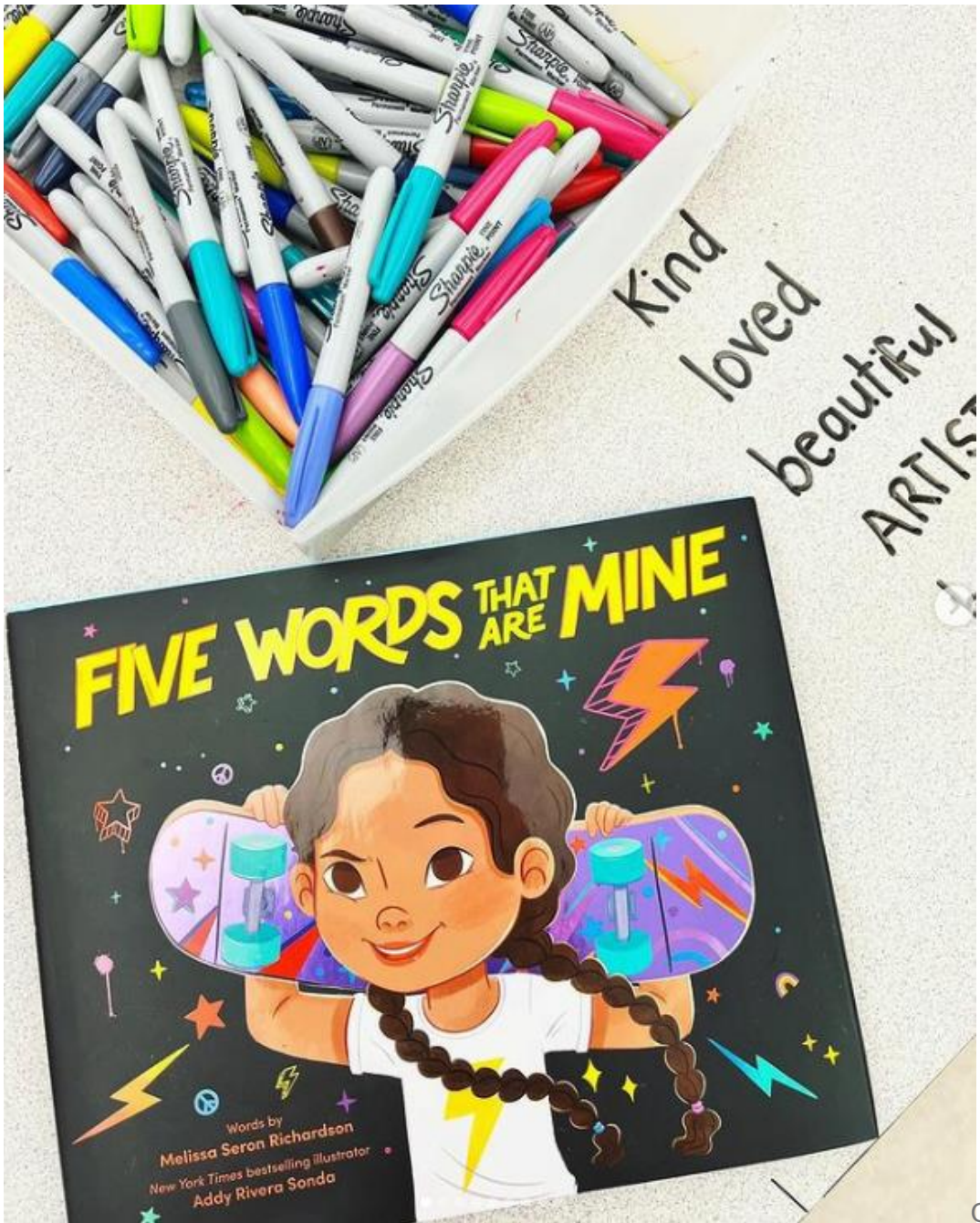
Family


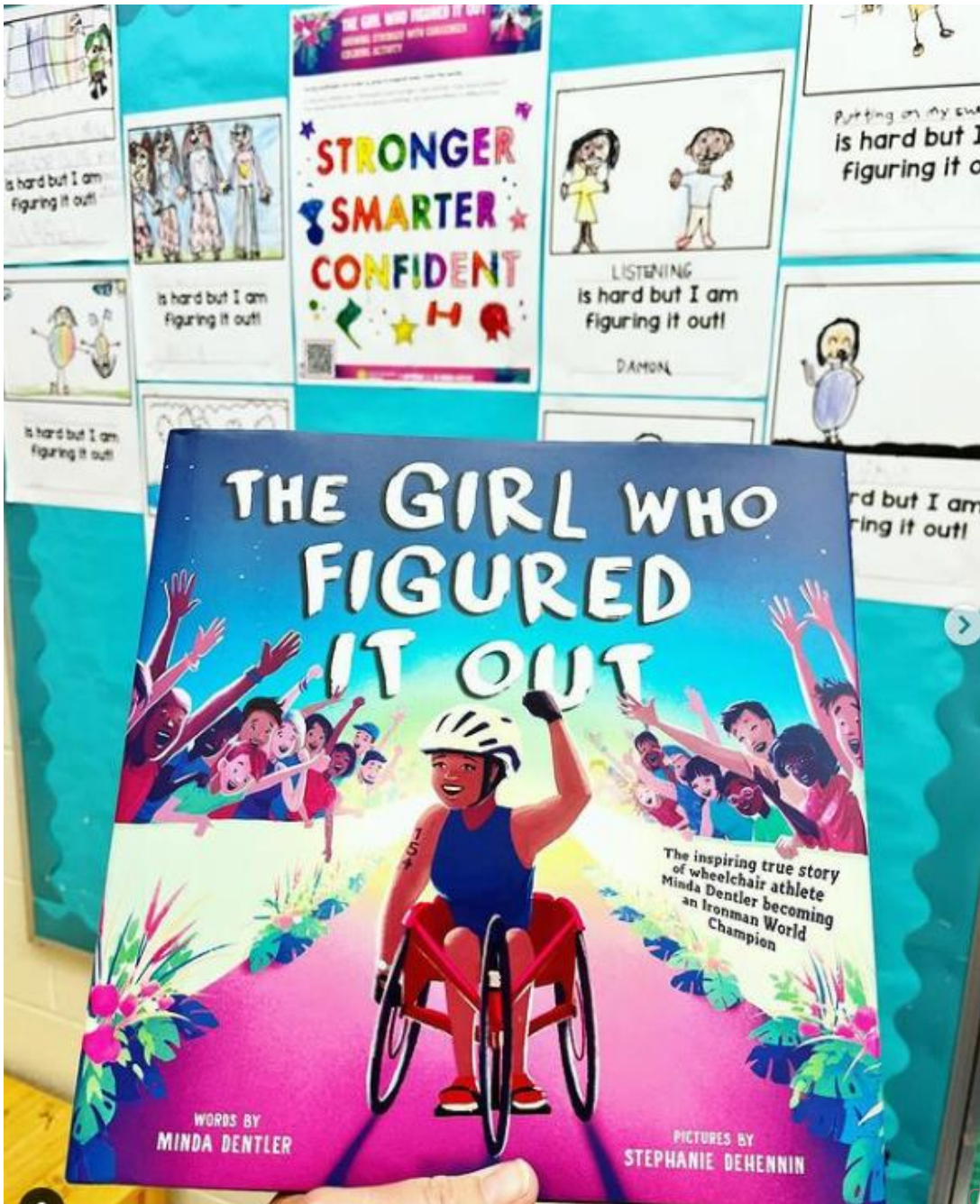


Together-ness









Putting on my sweater
is hard but I am
figuring it out!



singing
is hard but I am
figuring it out!

Chrona and Moore, 2025



Being away from MY family
is hard but I am
figuring it out!

@mrsmaacskinders

Getting to Know Children & Family Dimensions – Family Interviews

Child:	Child:	Child:	Child:	Child:
What are the identities of your child and your family?	What are the identities of your child and your family?	What are the identities of your child and your family?	What are the identities of your child and your family?	What are the identities of your child and your family?
What are the interests of your child and your family?	What are the interests of your child and your family?	What are the interests of your child and your family?	What are the interests of your child and your family?	What are the interests of your child and your family?
What are the strengths of your child?	What are the strengths of your child?	What are the strengths of your child?	What are the strengths of your child?	What are the strengths of your child?
What is hard for your child in this community? What do they need support with?	What is hard for your child in this community? What do they need support with?	What is hard for your child in this community? What do they need support with?	What is hard for your child in this community? What do they need support with?	What is hard for your child in this community? What do they need support with?
What is getting in the way for your child to feel a sense of belonging and success in this community? What is getting in the way for the family?	What is getting in the way for your child to feel a sense of belonging and success in this community? What is getting in the way for the family?	What is getting in the way for your child to feel a sense of belonging and success in this community? What is getting in the way for the family?	What is getting in the way for your child to feel a sense of belonging and success in this community? What is getting in the way for the family?	What is getting in the way for your child to feel a sense of belonging and success in this community? What is getting in the way for the family?

Who are you? What are your dimensions?

Who am I? (Identities)	What do I love? (Interests)	What am I good at? (Strengths)	How do I want to grow? (Stretches)	What makes it hard for me to grow? (Needs)
<p>How do you identify?</p> <p>What are some words that describe you?</p> <p>Complete the statement: I am _____</p> <p>What communities are you and your family a part of?</p> <p>What are your pronouns?</p> <p>What place do you call home?</p> <p>What languages do you speak?</p> <p>What cultures, races or nations do you identify with?</p> <p>Are there any disabilities that you identify with?</p>	<p>What brings you joy?</p> <p>What are some of your favourite things/ activities?</p> <p>What are some things that you do with your family and friends?</p> <p>What do you wish you could spend more time doing?</p> <p>What do you want to learn more about?</p> <p>What do you want to learn how to do?</p> <p>What would you do if you had a full day off?</p> <p>What do you like to learn/ read about?</p> <p>What kinds of shows/ movies/ books do you like?</p>	<p>What feels easy to you?</p> <p>What do you know a lot about?</p> <p>What perspective do you bring to conversations?</p> <p>What are you really good at?</p> <p>How can I help others? (Strengths)</p> <p>What could you teach to someone else?</p> <p>Why is your family/ class/group so lucky to have you?</p> <p>How do you help out at home? In other activities?</p> <p>What do you do that brings other people joy?</p>	<p>What is a goal that you have for yourself?</p> <p>What do you want to get better at?</p> <p>What is something you want to learn more about?</p> <p>What do you wish you could do more of?</p> <p>What is an area that you need some practice in?</p> <p>What could you work on now, that will help you in the future?</p> <p>What do you need support for at school?</p> <p>What do you wish you could do more of without help?</p>	<p>What makes it hard for you to learn?</p> <p>What helps you learn best?</p> <p>What makes it hard for you to pay attention/ focus?</p> <p>Do you prefer to work alone or in a group?</p> <p>What makes it hard to get to school/ go to class?</p> <p>What do you wish was different about school?</p> <p>What materials/tools do you need in a classroom?</p> <p>What is important for your teacher to know about you?</p>



What is a barrier?

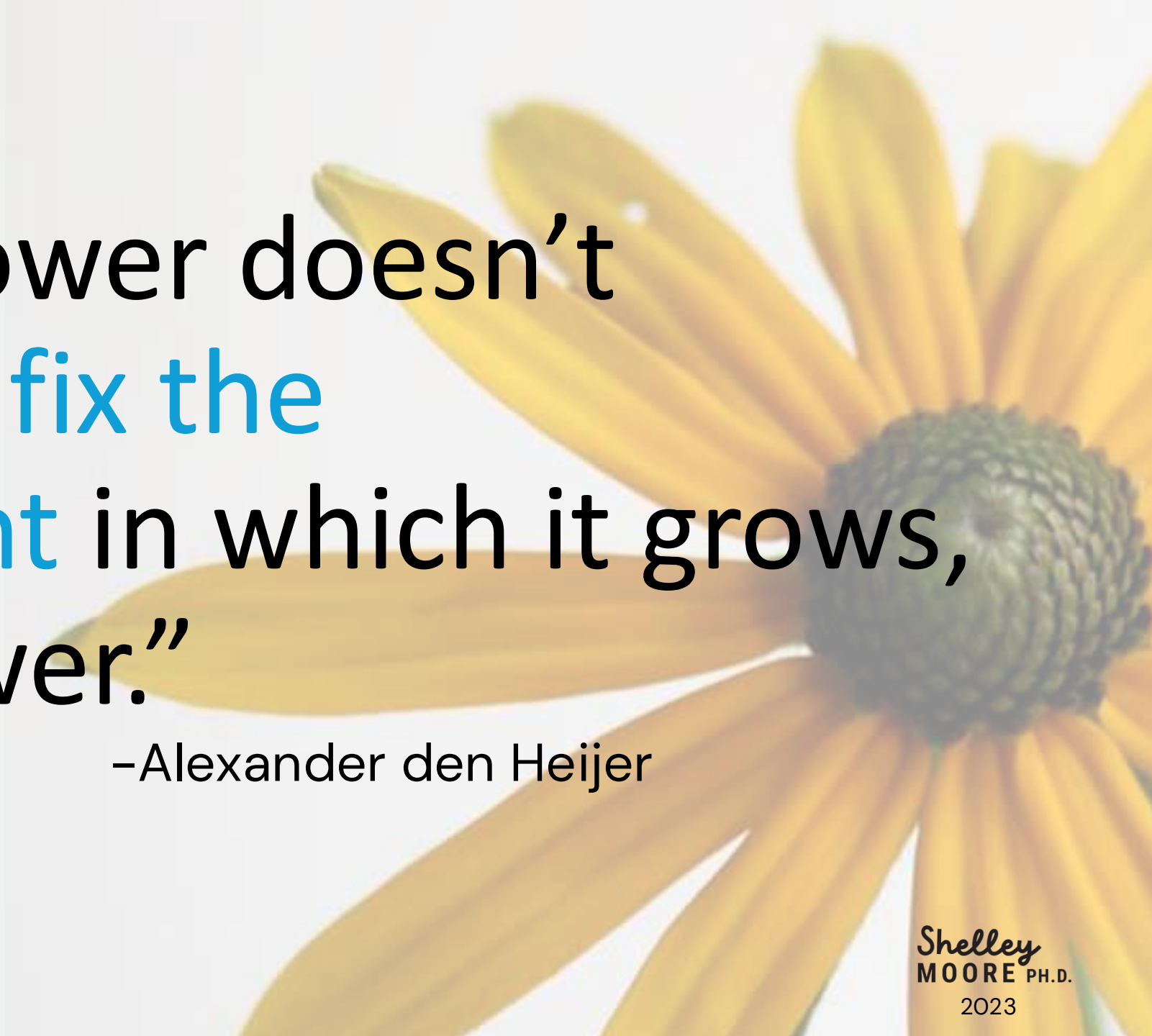
What is a need?



Reducing Barriers



Supporting Needs



“When a flower doesn’t bloom, you **fix the environment** in which it grows, not the flower.”

–Alexander den Heijer

FIRST! Reduce or eliminate barriers in place by reducing or eliminating barriers for everyone in the community



All plants
need light



All plants
need moisture



All plants
need space

Universal Design for Learning 3.0






All children
need to be
engaged



All children
need to
understand



All children
need to show
learning

	Design Multiple Means of Engagement 	Design Multiple Means of Representation 	Design Multiple Means of Action & Expression 
Access	<p>Design Options for Welcoming Interests & Identities (7)</p> <ul style="list-style-type: none">• Optimize choice and autonomy (7.1)• Optimize relevance, value, and authenticity (7.2)• Nurture joy and play (7.3)• Address biases, threats, and distractions (7.4)	<p>Design Options for Perception (1)</p> <ul style="list-style-type: none">• Support opportunities to customize the display of information (1.1)• Support multiple ways to perceive information (1.2)• Represent a diversity of perspectives and identities in authentic ways (1.3)	<p>Design Options for Interaction (4)</p> <ul style="list-style-type: none">• Vary and honor the methods for response, navigation, and movement (4.1)• Optimize access to accessible materials and assistive and accessible technologies and tools (4.2)
Support	<p>Design Options for Sustaining Effort & Persistence (8)</p> <ul style="list-style-type: none">• Clarify the meaning and purpose of goals (8.1)• Optimize challenge and support (8.2)• Foster collaboration, interdependence, and collective learning (8.3)• Foster belonging and community (8.4)• Offer action-oriented feedback (8.5)	<p>Design Options for Language & Symbols (2)</p> <ul style="list-style-type: none">• Clarify vocabulary, symbols, and language structures (2.1)• Support decoding of text, mathematical notation, and symbols (2.2)• Cultivate understanding and respect across languages and dialects (2.3)• Address biases in the use of language and symbols (2.4)• Illustrate through multiple media (2.5)	<p>Design Options for Expression & Communication (5)</p> <ul style="list-style-type: none">• Use multiple media for communication (5.1)• Use multiple tools for construction, composition, and creativity (5.2)• Build fluencies with graduated support for practice and performance (5.3)• Address biases related to modes of expression and communication (5.4)
Executive Function	<p>Design Options for Emotional Capacity (9)</p> <ul style="list-style-type: none">• Recognize expectations, beliefs, and motivations (9.1)• Develop awareness of self and others (9.2)• Promote individual and collective reflection (9.3)• Cultivate empathy and restorative practices (9.4)	<p>Design Options for Building Knowledge (3)</p> <ul style="list-style-type: none">• Connect prior knowledge to new learning (3.1)• Highlight and explore patterns, critical features, big ideas, and relationships (3.2)• Cultivate multiple ways of knowing and making meaning (3.3)• Maximize transfer and generalization (3.4)	<p>Design Options for Strategy Development (6)</p> <ul style="list-style-type: none">• Set meaningful goals (6.1)• Anticipate and plan for challenges (6.2)• Organize information and resources (6.3)• Enhance capacity for monitoring progress (6.4)• Challenge exclusionary practices (6.5)

NEXT! Determine the needs of individuals and anticipate the supports & strategies that they will require in **universal** ways

PERIODIC TABLE OF PLANT NUTRIENTS

7 N Nitrogen	15 P Phosphorus	19 K Potassium	12 Mg Magnesium	16 S Sulfur	20 Ca Calcium
Primary Macronutrients			Secondary Macronutrients		
5 B Boron	17 Cl Chlorine				
25 Mn Manganese	26 Fe Iron	28 Ni Nickel	29 Cu Copper	30 Zn Zinc	42 Mo Molybdenum
Micronutrients					

Source: Greenandvibrant.com



Some plants need added nutrients

Some plants need companions

THEN! Determine the needs of individuals and anticipate the supports & strategies that they will require in **individualized** ways



A few plants may need very specific temperatures and humidity levels

The slide features five large, solid-colored circles: a teal circle at the top center, a purple circle at the top right, a large orange circle on the right side, a blue circle at the bottom right, and a large green circle on the left side. The text "One useful idea so far" is centered in a large, black, sans-serif font.

One useful idea so far

MULTIPLE LAYERS OF SUPPORT

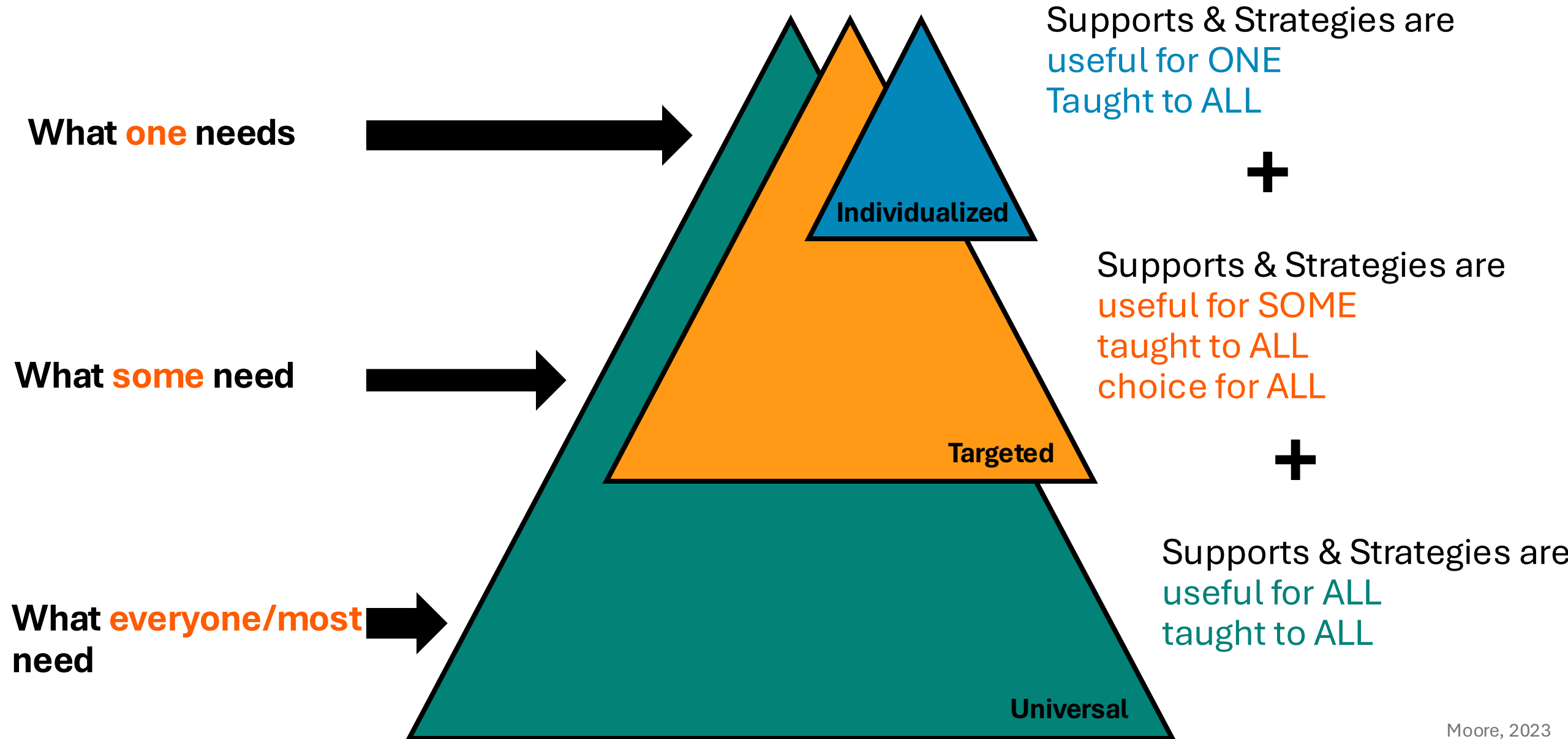


PERIODIC TABLE OF PLANT NUTRIENTS

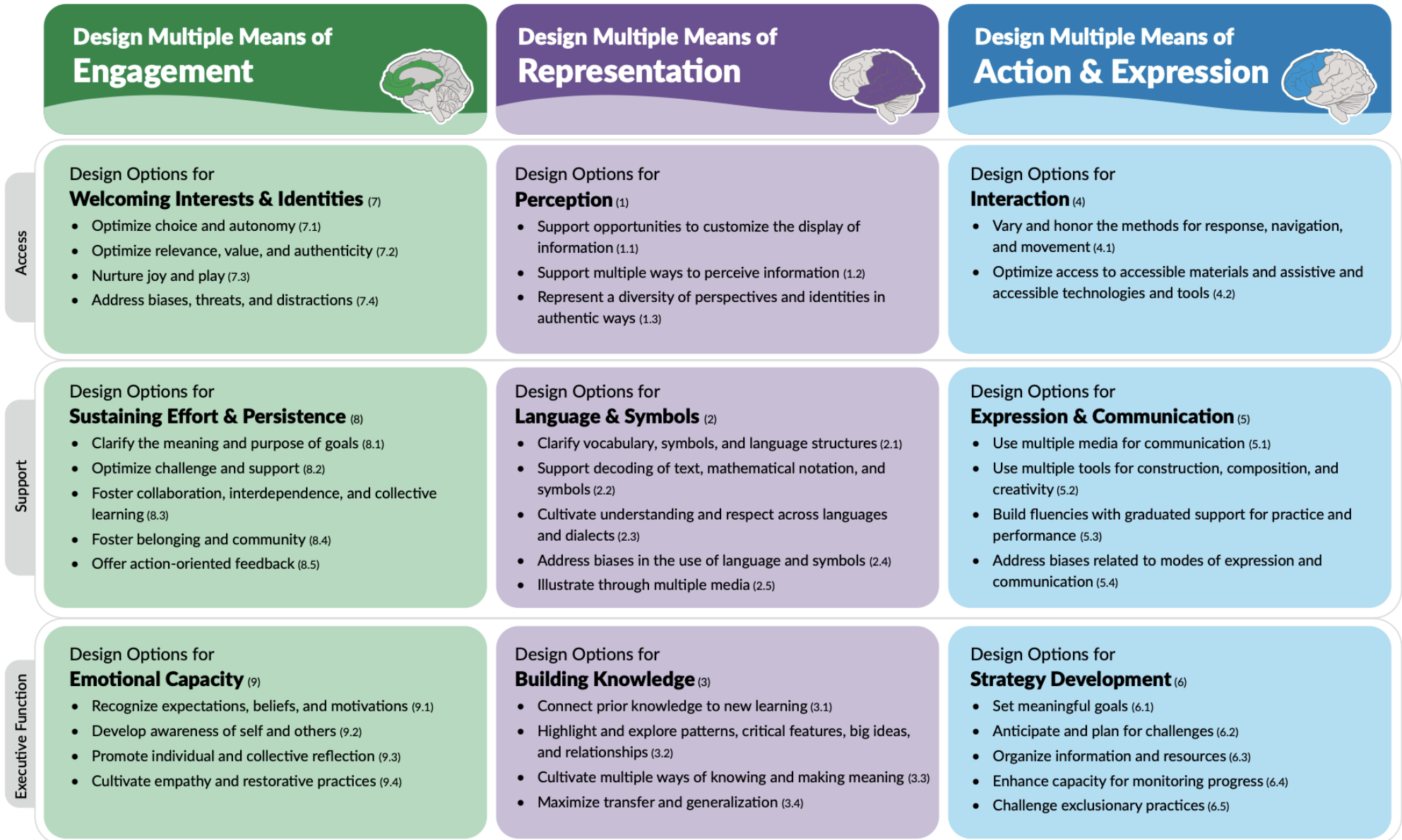
7 N Nitrogen	15 P Phosphorus	19 K Potassium	12 Mg Magnesium	16 S Sulfur	20 Ca Calcium
Primary Macronutrients			Secondary Macronutrients		
5 B Boron	17 Cl Chlorine				
25 Mn Manganese	26 Fe Iron	28 Ni Nickel	29 Cu Copper	30 Zn Zinc	42 Mo Molybdenum
Micronutrients					



Multiple Layers of Needs Based Support

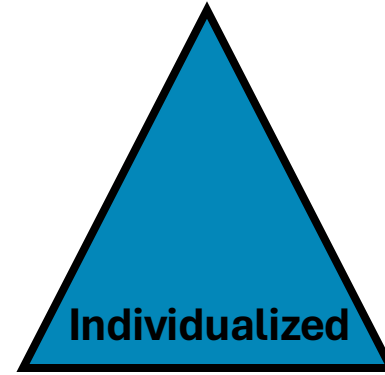


What universal supports & strategies can be taught to reduce barriers for everyone?



Supporting **one**...

What **one** needs



Supports & Strategies are
useful for ONE

Supporting ALL...

What **one** needs



Supports & Strategies are useful for **ONE** Taught to **ALL**



Individualized

What **some** need




Supports & Strategies are useful for **SOME** taught to **ALL** choice for **ALL**



Targeted

What **everyone/most** need



Supports & Strategies are useful for **ALL** taught to **ALL**

Universal

Other support needs: engagement, motivation, identity, community, language, literacy (oral), self advocacy, self esteem, self regulation, social skills

Universalized Strategy or Support: using technology to help **everyone** to communicate

Individualized (Good for ONE/ Taught to ALL):

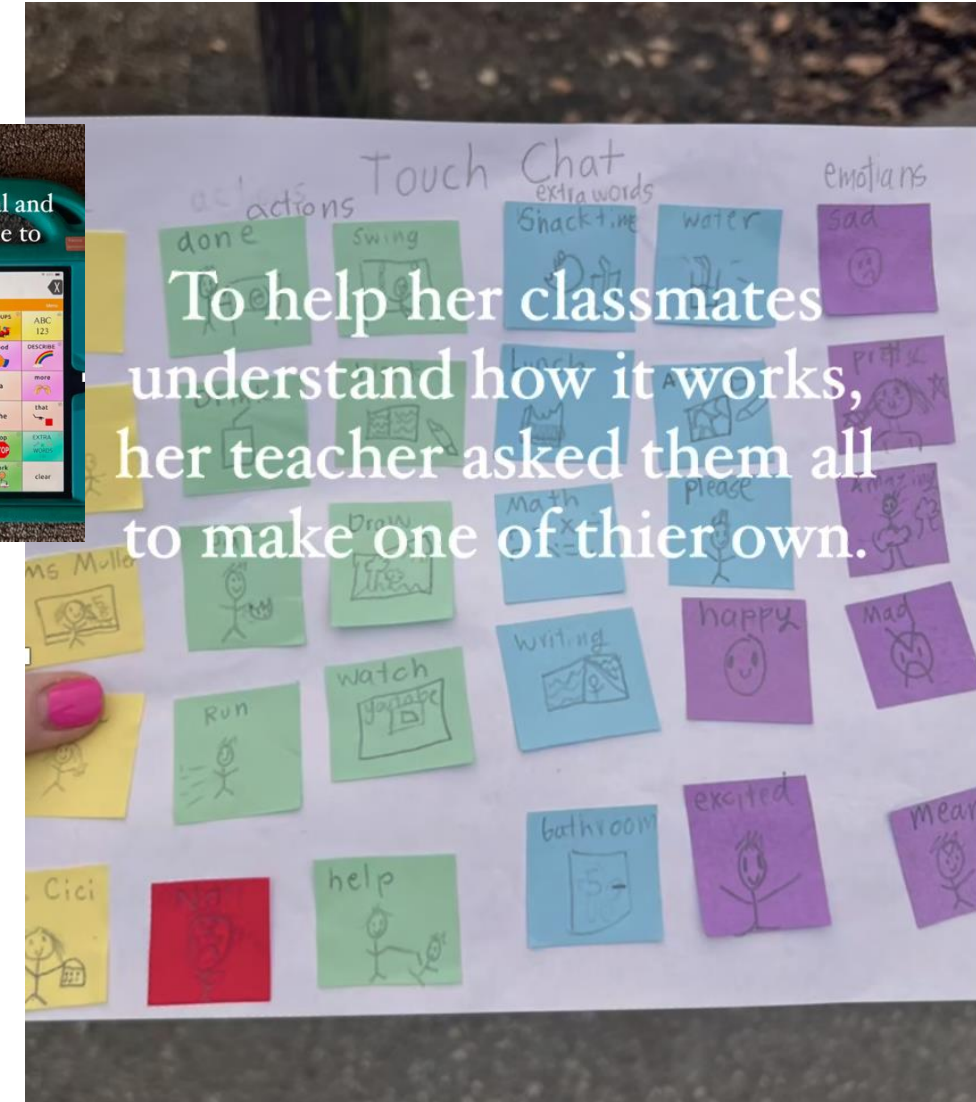

- **4.2, 5.2, 5.4** – Kenzie’s touch chat AAC device

Targeted (Good for Some; Choice to ALL):

- **4.2, 5.2, 5.4** – choosing and using specific tools (AAC device, drawing/visuals, text to speech, word prediction, Storybird, Pictello)




Universal (Good for ALL; Taught to ALL):

- **4.2** – optimize access to accessible materials, assistive technologies and tools (teach all students about all technologies and tools)
- **5.2** – use multiple tools for construction, composition and creativity (teach all students how to use technologies and tools)
- **5.4** – address bias related to modes of expression (teach all students about people who use different technologies and tools)



Inclusive IEP Supports & Strategies


Priority Need Area	Universal Design for Learning Indicators that will reduce barriers (Teach to All; Useful to all)	Specific & Targeted Supports & Strategies that will increase agency (Teach to All; Useful to Some)	Individualized Supports & Strategies that will increase access (Teach to All; Useful for One)
Communication (expression)	<p>4.2 – optimize access to accessible materials, assistive technologies and tools (provide access to and teach all students about different technologies and tools)</p> <p>5.2 – use multiple tools for construction, composition and creativity (model & teach all students how to use technologies and tools)</p> <p>5.4 – address bias related to modes of expression (teach all students about people who use different technologies and tools)</p>	<p>4.2, 5.2 – AAC, PECS, text to speech, speech to text, word predictions, apps- Stoybird, Pictello</p> <p>5.4 – include books with characters that use communication technologies</p>	<p>4.2, 5.2: KJ – Touch chat AAC</p>
Intellectual Ability (Access)	<p>8.2 - optimise challenge & support (scaffold goals and activities that increase in challenge for all students)</p> <p>8.3 - foster collaboration, interdependence and collective learning (design accessible and scaffolded activities that create shared learning experiences)</p> <p>1.2 - support multiple ways to perceive information (options of text at different accessibility levels and modalities for learning content)</p> <p>3.3 - cultivate multiple ways of knowing and meaning making (design activities that utilize multiple modalities</p>	<p>8.2 – access point to learning standards, activities</p> <p>8.3 – accessible & shared activities, collaboration roles in groups</p> <p>1.2 – visuals, multi-media, diverse text levels</p> <p>3.3 - activities that include visual, written, oral, kinesthetic ways of understanding</p>	<p>1.2 - KJ - content preloading into touch chat, individualized text at emergent literacy level</p>

	Design Multiple Means of Engagement 	Design Multiple Means of Representation 	Design Multiple Means of Action & Expression 
Access	<p>Design Options for Welcoming Interests & Identities (7)</p> <ul style="list-style-type: none">• Optimize choice and autonomy (7.1)• Optimize relevance, value, and authenticity (7.2)• Nurture joy and play (7.3)• Address biases, threats, and distractions (7.4)	<p>Design Options for Perception (1)</p> <ul style="list-style-type: none">• Support opportunities to customize the display of information (1.1)• Support multiple ways to perceive information (1.2)• Represent a diversity of perspectives and identities in authentic ways (1.3)	<p>Design Options for Interaction (4)</p> <ul style="list-style-type: none">• Vary and honor the methods for response, navigation, and movement (4.1)• Optimize access to accessible materials and assistive and accessible technologies and tools (4.2)
Support	<p>Design Options for Sustaining Effort & Persistence (8)</p> <ul style="list-style-type: none">• Clarify the meaning and purpose of goals (8.1)• Optimize challenge and support (8.2)• Foster collaboration, interdependence, and collective learning (8.3)• Foster belonging and community (8.4)• Offer action-oriented feedback (8.5)	<p>Design Options for Language & Symbols (2)</p> <ul style="list-style-type: none">• Clarify vocabulary, symbols, and language structures (2.1)• Support decoding of text, mathematical notation, and symbols (2.2)• Cultivate understanding and respect across languages and dialects (2.3)• Address biases in the use of language and symbols (2.4)• Illustrate through multiple media (2.5)	<p>Design Options for Expression & Communication (5)</p> <ul style="list-style-type: none">• Use multiple media for communication (5.1)• Use multiple tools for construction, composition, and creativity (5.2)• Build fluencies with graduated support for practice and performance (5.3)• Address biases related to modes of expression and communication (5.4)
Executive Function	<p>Design Options for Emotional Capacity (9)</p> <ul style="list-style-type: none">• Recognize expectations, beliefs, and motivations (9.1)• Develop awareness of self and others (9.2)• Promote individual and collective reflection (9.3)• Cultivate empathy and restorative practices (9.4)	<p>Design Options for Building Knowledge (3)</p> <ul style="list-style-type: none">• Connect prior knowledge to new learning (3.1)• Highlight and explore patterns, critical features, big ideas, and relationships (3.2)• Cultivate multiple ways of knowing and making meaning (3.3)• Maximize transfer and generalization (3.4)	<p>Design Options for Strategy Development (6)</p> <ul style="list-style-type: none">• Set meaningful goals (6.1)• Anticipate and plan for challenges (6.2)• Organize information and resources (6.3)• Enhance capacity for monitoring progress (6.4)• Challenge exclusionary practices (6.5)

When the conditions are
right, everyone can be
successful


WHAT IS inclusion

?



WHAT IS inclusion

?



WHAT IS inclusion

?



WHAT IS inclusion ?

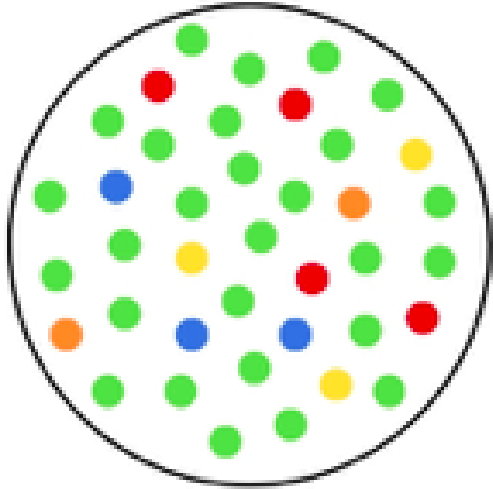


Communities of **Identity**





Communities of **Diversity**


WHAT IS **inclusion** ?



Including
'special needs' children
into general childcare
spaces



Supporting and designing for
diversity
in childcare spaces
(that includes Disability)



Creating space for
children to feel confident
and safe to **identify**
in childcare spaces
(that includes children
who are Disabled)

In a world of
UNICORNS

Be a **UNICORN**
that celebrates a
BAT



When the conditions are
right, everyone can be
successful



What is one useful idea?

What is one question you have?

What is one thing you learned?

What is one thing you want to want to share with
someone who is not here?

Shelley
MOORE PH.D.



www.drshelleymoore.com



[@drshelleymoore](https://www.instagram.com/drshelleymoore)



[@drshelleymoore.bksy.social](https://www.bksy.social/@drshelleymoore)



[@drshelleymoore](mailto:drshelleymoore)



[Dr. Shelley Moore](https://www.facebook.com/Dr.Shelley.Moore)