

Shelley
MOORE PH.D.



www.drshelleymoore.com



[@drshelleymoore](https://www.instagram.com/drshelleymoore)



[@drshelleymoore.bksy.social](https://www.blogger.com/profile/12345678901234567890/@drshelleymoore.bksy.social)



[@drshelleymoore](mailto:drshelleymoore)



[Dr. Shelley Moore](https://www.facebook.com/Dr.Shelley.Moore)

Nexwlélexm (Bowen Island)

- The Islands Trust Council acknowledges that the lands and waters that encompass the Islands Trust Area have been **home to Indigenous peoples** since **time immemorial** and honours the **rich history, stewardship, and cultural heritage** that embody this place we all call home.
- The Islands Trust Council is committed to establishing and maintaining mutually **respectful relationships** between Indigenous and non-Indigenous peoples. Islands Trust states a **commitment to Reconciliation** with the understanding that this commitment is a **long-term relationship-building and healing process**.
- The Islands Trust Council will strive to **create opportunities for knowledge-sharing** and understanding as people come together to **preserve and protect** the special nature of the islands within the **Salish**



Inclusion is...

...recognizing

...reconciling

...acknowledging

Indigenous ways of knowing and being.

WHAT DOES

inclusion

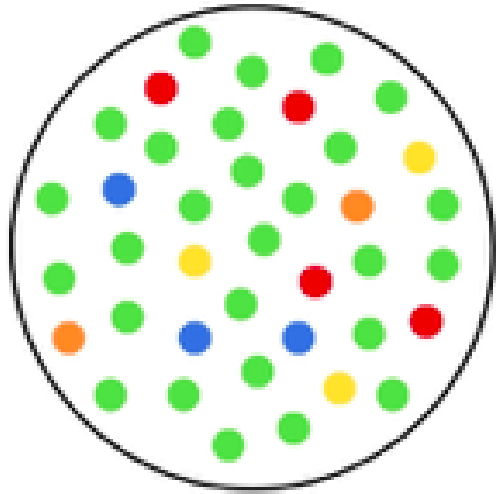
MEAN?

WHAT DOES

inclusion

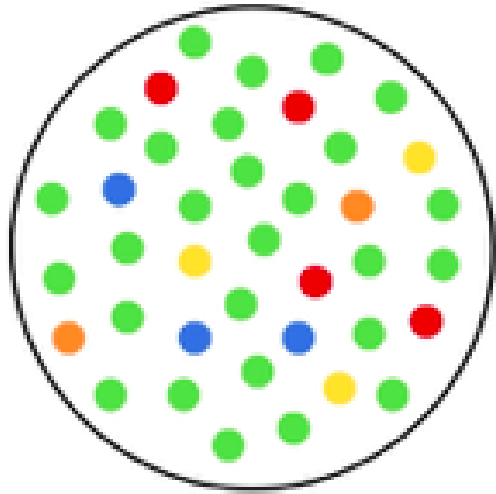
LOOK LIKE?

How do we do inclusion ?




Including
'special needs' children
into general education
classrooms

How do we do **inclusion** ?

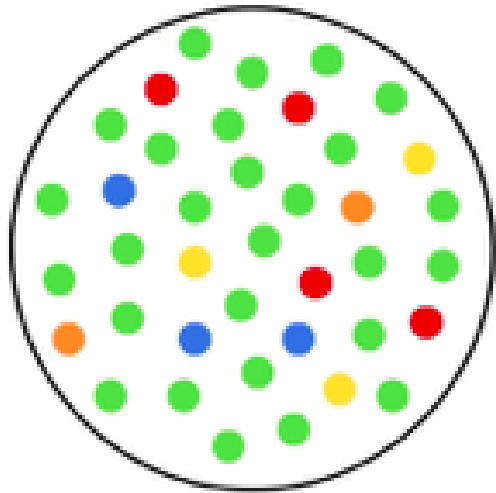


Including
'special needs' children
into general education
classrooms




Teaching and designing to
diversity
(that includes Disability)


How do we do **inclusion** ?



Including
'special needs' children
into general education
classrooms



Teaching and designing to
diversity
(that includes Disability)



Creating safe spaces for students to
identify
(that includes Disability)

In a world of
UNICORNS

Be a **UNICORN**
that celebrates a
BAT



When the conditions are
right, everyone can be
successful



What is a barrier?


What is a need?



Reducing Barriers



Supporting Needs



“When a flower doesn’t bloom, you **fix the environment** in which it grows, not the flower.”

-Alexander den Heijer

FIRST! Reduce or eliminate barriers in place by reducing or eliminating barriers for everyone in the community



All plants
need light



All plants
need moisture



All plants
need space

Universal Design for Learning 3.0






All students
need to be
engaged

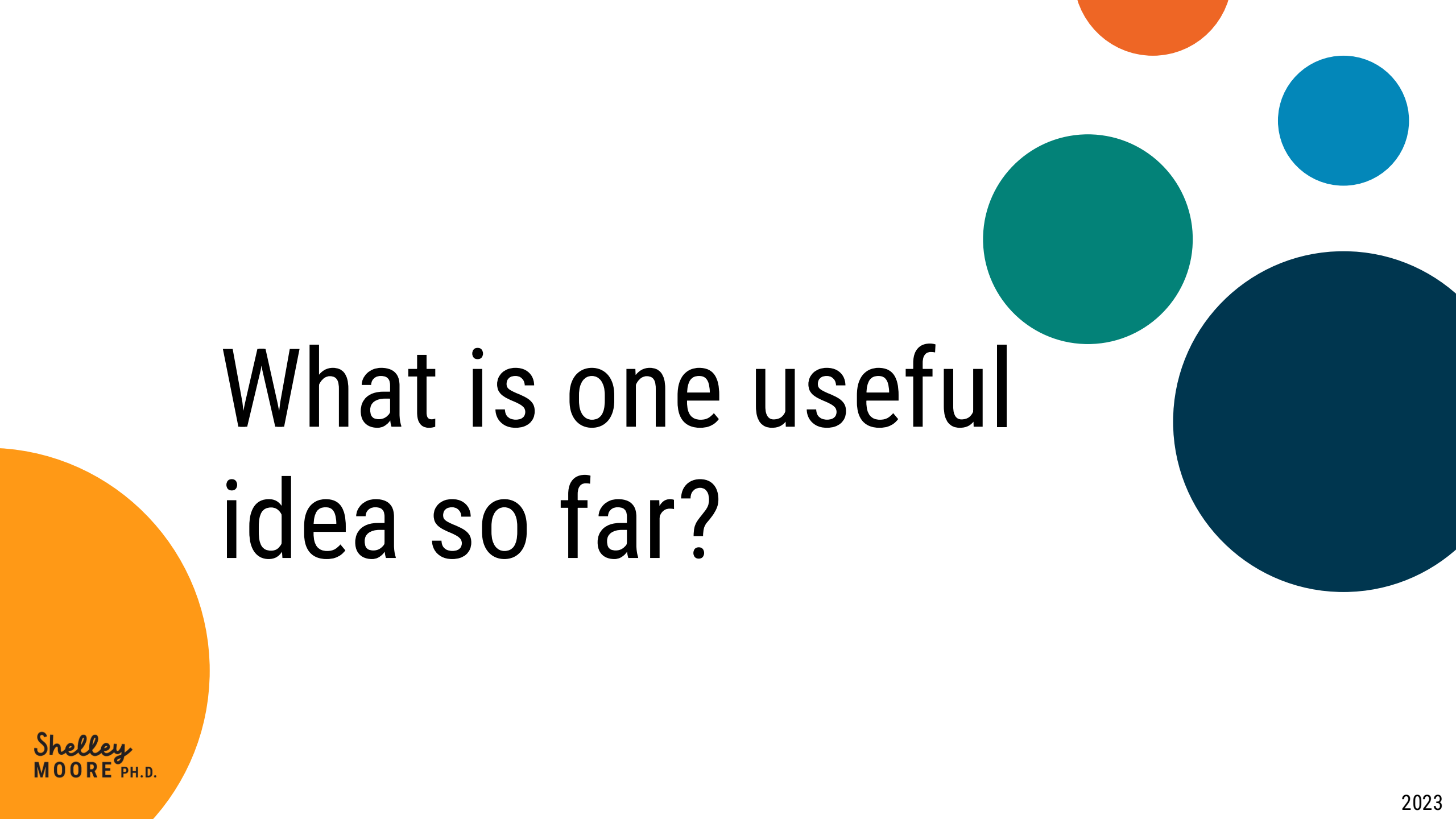


All students
need to
understand



All students
need to show
learning

	Design Multiple Means of Engagement 	Design Multiple Means of Representation 	Design Multiple Means of Action & Expression 
Access	<p>Design Options for Welcoming Interests & Identities (7)</p> <ul style="list-style-type: none">• Optimize choice and autonomy (7.1)• Optimize relevance, value, and authenticity (7.2)• Nurture joy and play (7.3)• Address biases, threats, and distractions (7.4)	<p>Design Options for Perception (1)</p> <ul style="list-style-type: none">• Support opportunities to customize the display of information (1.1)• Support multiple ways to perceive information (1.2)• Represent a diversity of perspectives and identities in authentic ways (1.3)	<p>Design Options for Interaction (4)</p> <ul style="list-style-type: none">• Vary and honor the methods for response, navigation, and movement (4.1)• Optimize access to accessible materials and assistive and accessible technologies and tools (4.2)
Support	<p>Design Options for Sustaining Effort & Persistence (8)</p> <ul style="list-style-type: none">• Clarify the meaning and purpose of goals (8.1)• Optimize challenge and support (8.2)• Foster collaboration, interdependence, and collective learning (8.3)• Foster belonging and community (8.4)• Offer action-oriented feedback (8.5)	<p>Design Options for Language & Symbols (2)</p> <ul style="list-style-type: none">• Clarify vocabulary, symbols, and language structures (2.1)• Support decoding of text, mathematical notation, and symbols (2.2)• Cultivate understanding and respect across languages and dialects (2.3)• Address biases in the use of language and symbols (2.4)• Illustrate through multiple media (2.5)	<p>Design Options for Expression & Communication (5)</p> <ul style="list-style-type: none">• Use multiple media for communication (5.1)• Use multiple tools for construction, composition, and creativity (5.2)• Build fluencies with graduated support for practice and performance (5.3)• Address biases related to modes of expression and communication (5.4)
Executive Function	<p>Design Options for Emotional Capacity (9)</p> <ul style="list-style-type: none">• Recognize expectations, beliefs, and motivations (9.1)• Develop awareness of self and others (9.2)• Promote individual and collective reflection (9.3)• Cultivate empathy and restorative practices (9.4)	<p>Design Options for Building Knowledge (3)</p> <ul style="list-style-type: none">• Connect prior knowledge to new learning (3.1)• Highlight and explore patterns, critical features, big ideas, and relationships (3.2)• Cultivate multiple ways of knowing and making meaning (3.3)• Maximize transfer and generalization (3.4)	<p>Design Options for Strategy Development (6)</p> <ul style="list-style-type: none">• Set meaningful goals (6.1)• Anticipate and plan for challenges (6.2)• Organize information and resources (6.3)• Enhance capacity for monitoring progress (6.4)• Challenge exclusionary practices (6.5)



What is one useful
idea so far?

FIRST! Reduce or eliminate barriers in place by reducing or eliminating barriers for everyone in the community



All plants
need light



All plants
need moisture



All plants
need space

Universal Design for Learning 3.0



All students
need to be
engaged



All students
need to
understand




All students
need to show
learning

NEXT! Determine the needs of individuals and anticipate the supports & strategies that they will require in **universal** ways

PERIODIC TABLE OF PLANT NUTRIENTS

7 N Nitrogen	15 P Phosphorus	19 K Potassium	12 Mg Magnesium	16 S Sulfur	20 Ca Calcium
Primary Macronutrients			Secondary Macronutrients		
5 B Boron	17 Cl Chlorine				
25 Mn Manganese	26 Fe Iron	28 Ni Nickel	29 Cu Copper	30 Zn Zinc	42 Mo Molybdenum
Micronutrients					

Source: Greenandvibrant.com



Some plants need added nutrients

Some plants need companions

THEN! Determine the needs of individuals and anticipate the supports & strategies that they will require in **individualized** ways



A few plants may need very specific temperatures and humidity levels

MULTIPLE LAYERS OF SUPPORT



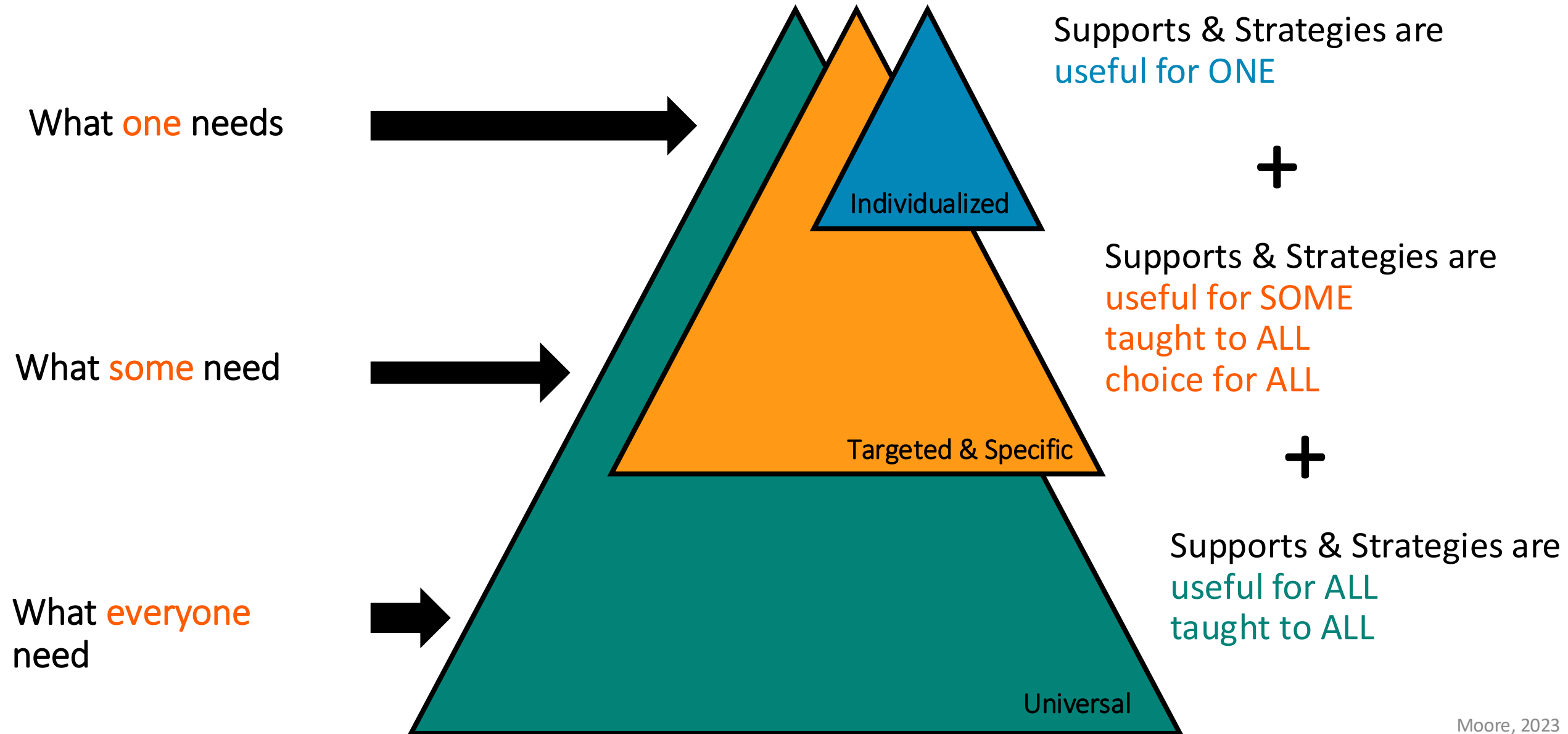
PERIODIC TABLE OF PLANT NUTRIENTS

7	15	19	12	16	20
N Nitrogen	P Phosphorus	K Potassium	Mg Magnesium	S Sulfur	Ca Calcium
Primary Macronutrients			Secondary Macronutrients		
5	17				
B Boron	Cl Chlorine				
25	26	28	29	30	42
Mn Manganese	Fe Iron	Ni Nickel	Cu Copper	Zn Zinc	Mo Molybdenum
Micronutrients					

Source: Greenandvibrant.com

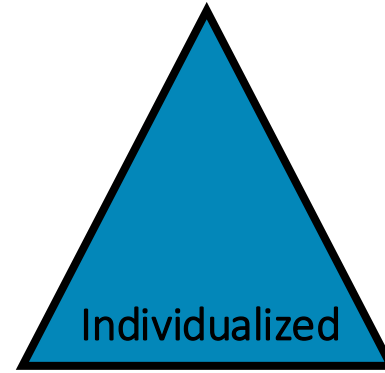


Multiple Layers of Needs Based Support



Supporting the **Bats**...

What **one** needs

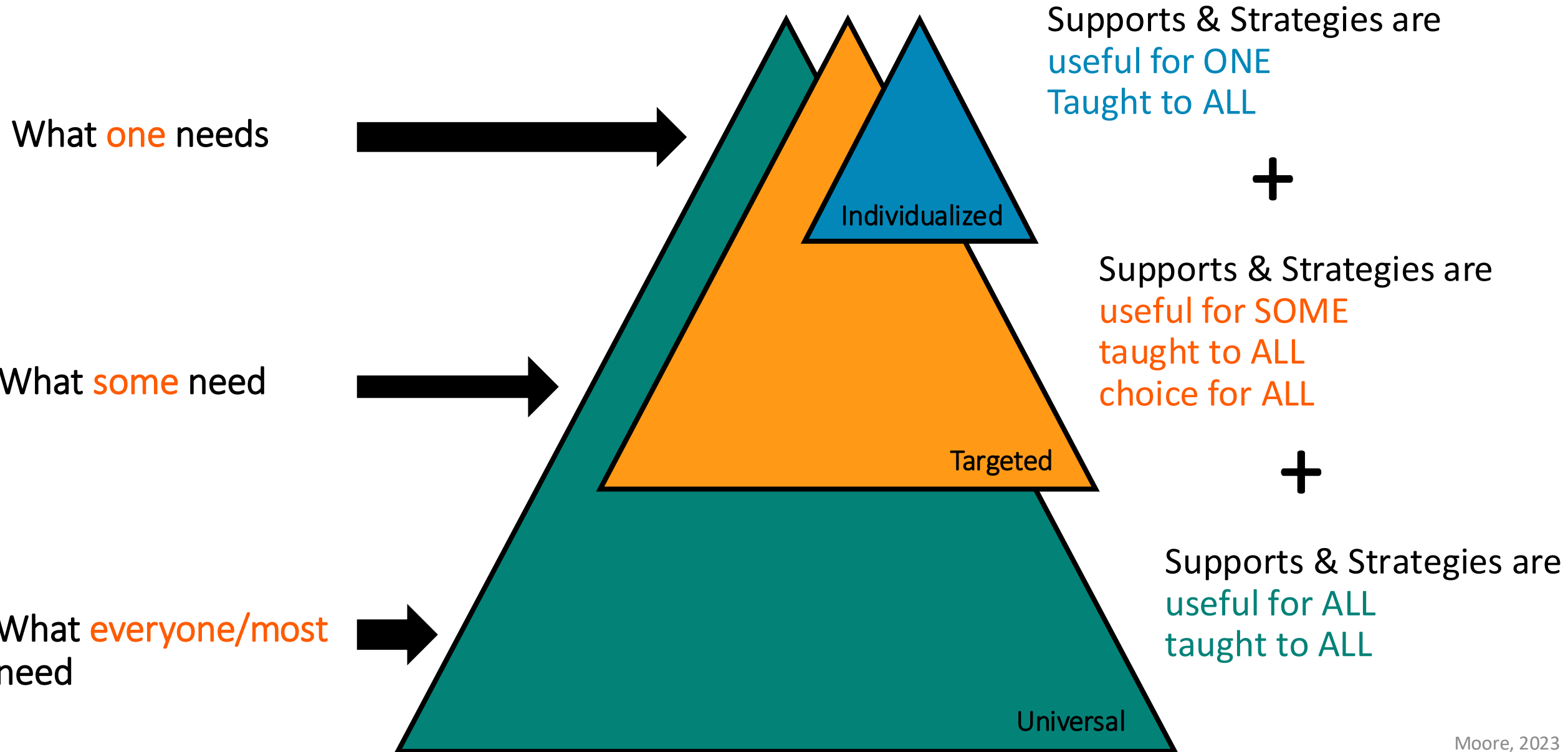


Supports & Strategies are
useful for **ONE**

Individualized Strategy or Support: using an AAC device



Supporting the Unicorns...



Inclusive IEP Supports & Strategies

Priority Need Area	Universal Design for Learning Indicators that will reduce barriers (Teach to All; Useful to all)	Specific & Targeted Supports & Strategies that will increase agency (Teach to All; Useful to Some)	Individualized Supports & Strategies that will increase access (Teach to All; Useful for One)
Communication (expression)	<p>4.2 – optimize access to accessible materials, assistive technologies and tools (provide access to and teach all students about different technologies and tools)</p> <p>5.2 – use multiple tools for construction, composition and creativity (model & teach all students how to use technologies and tools)</p> <p>5.4 – address bias related to modes of expression (teach all students about people who use different technologies and tools)</p>	<p>4.2, 5.2 – AAC, PECS, text to speech, speech to text, word predictions, apps- Stoybird, Pictello</p> <p>5.4 – include books with characters that use communication technologies</p>	<p>4.2, 5.2: KJ – Touch chat AAC</p>
Intellectual Ability (Access)	<p>8.2 - optimise challenge & support (scaffold goals and activities that increase in challenge for all students)</p> <p>8.3 - foster collaboration, interdependence and collective learning (design accessible and scaffolded activities that create shared learning experiences)</p> <p>1.2 - support multiple ways to perceive information (options of text at different accessibility levels and modalities for learning content)</p> <p>3.3 - cultivate multiple ways of knowing and meaning making (design activities that utilize multiple modalities</p>	<p>8.2 – access point to learning standards, activities</p> <p>8.3 – accessible & shared activities, collaboration roles in groups</p> <p>1.2 – visuals, multi-media, diverse text levels</p> <p>3.3 - activities that include visual, written, oral, kinesthetic ways of understanding</p>	<p>1.2 - KJ - content preloading into touch chat, individualized text at emergent literacy level</p>

When the conditions are
right, everyone can be
successful




What is one useful idea?

What is one question you have?

What is one thing you learned?

What is one thing you want to want to share with someone who is not here?



Shelley
MOORE PH.D.



www.drshelleymoore.com



[@drshelleymoore](https://www.instagram.com/drshelleymoore)



[@drshelleymoore.bksy.social](https://www.blogger.com/profile/12345678901234567890)



[@drshelleymoore](mailto:drshelleymoore@gmail.com)



Dr. Shelley Moore