

Shelley  
MOORE PH.D.



[www.drshelleymoore.com](http://www.drshelleymoore.com)



[@drshelleymoore](https://www.instagram.com/drshelleymoore)



[@drshelleymoore.bksy.social](https://www.blogger.com/profile/12345678901234567890/@drshelleymoore.bksy.social)



[@drshelleymoore](mailto:drshelleymoore@drshelleymoore.com)



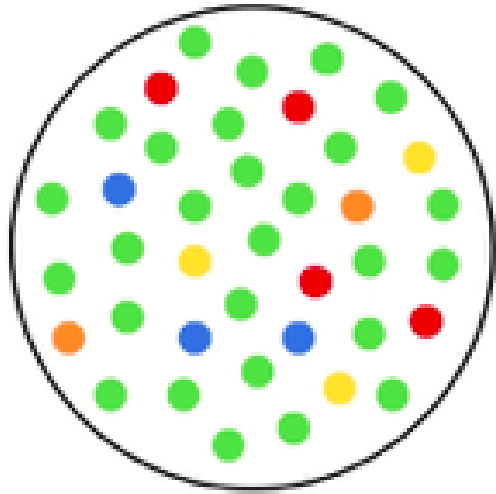
[Dr. Shelley Moore](https://www.facebook.com/Dr.Shelley.Moore)

WHAT DOES

inclusion

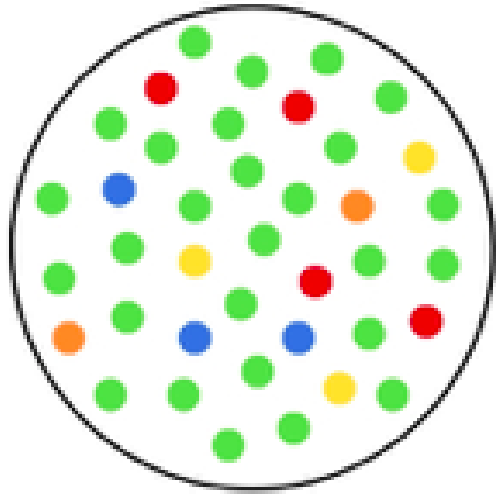
MEAN?

# What is inclusion ?




Including  
'special needs' children  
into general education  
classrooms

# What is inclusion ?



Including  
'special needs' children  
into general education  
classrooms





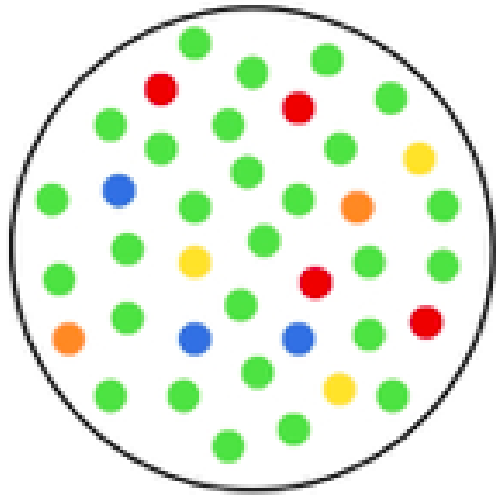
Teaching and designing to  
**diversity**  
(that includes Disability)

In a world of  
**UNICORNS**

Be a **UNICORN**  
that celebrates a  
**BAT**



# What is **inclusion** ?




**Including**  
'special needs' children  
into general education  
classrooms

Teaching and designing to  
**diversity**  
(that includes Disability)

Creating safe spaces for students to  
**identify**  
(that includes Disability)

When the conditions are  
right, everyone can be  
successful



“When a flower doesn’t bloom, you **fix the environment** in which it grows, not the flower.”

–Alexander den Heijer

FIRST! Reduce or eliminate barriers in place by reducing or eliminating barriers for everyone in the community



All plants  
need light



All plants  
need moisture



All plants  
need space

# Universal Design for Learning 3.0






All students  
need to be  
engaged



All students  
need to  
understand



All students  
need to show  
learning

	<b>Design Multiple Means of Engagement</b> 	<b>Design Multiple Means of Representation</b> 	<b>Design Multiple Means of Action &amp; Expression</b> 
<b>Access</b>	<p>Design Options for <b>Welcoming Interests &amp; Identities</b> (7)</p> <ul style="list-style-type: none"><li>• Optimize choice and autonomy (7.1)</li><li>• Optimize relevance, value, and authenticity (7.2)</li><li>• Nurture joy and play (7.3)</li><li>• Address biases, threats, and distractions (7.4)</li></ul>	<p>Design Options for <b>Perception</b> (1)</p> <ul style="list-style-type: none"><li>• Support opportunities to customize the display of information (1.1)</li><li>• Support multiple ways to perceive information (1.2)</li><li>• Represent a diversity of perspectives and identities in authentic ways (1.3)</li></ul>	<p>Design Options for <b>Interaction</b> (4)</p> <ul style="list-style-type: none"><li>• Vary and honor the methods for response, navigation, and movement (4.1)</li><li>• Optimize access to accessible materials and assistive and accessible technologies and tools (4.2)</li></ul>
<b>Support</b>	<p>Design Options for <b>Sustaining Effort &amp; Persistence</b> (8)</p> <ul style="list-style-type: none"><li>• Clarify the meaning and purpose of goals (8.1)</li><li>• Optimize challenge and support (8.2)</li><li>• Foster collaboration, interdependence, and collective learning (8.3)</li><li>• Foster belonging and community (8.4)</li><li>• Offer action-oriented feedback (8.5)</li></ul>	<p>Design Options for <b>Language &amp; Symbols</b> (2)</p> <ul style="list-style-type: none"><li>• Clarify vocabulary, symbols, and language structures (2.1)</li><li>• Support decoding of text, mathematical notation, and symbols (2.2)</li><li>• Cultivate understanding and respect across languages and dialects (2.3)</li><li>• Address biases in the use of language and symbols (2.4)</li><li>• Illustrate through multiple media (2.5)</li></ul>	<p>Design Options for <b>Expression &amp; Communication</b> (5)</p> <ul style="list-style-type: none"><li>• Use multiple media for communication (5.1)</li><li>• Use multiple tools for construction, composition, and creativity (5.2)</li><li>• Build fluencies with graduated support for practice and performance (5.3)</li><li>• Address biases related to modes of expression and communication (5.4)</li></ul>
<b>Executive Function</b>	<p>Design Options for <b>Emotional Capacity</b> (9)</p> <ul style="list-style-type: none"><li>• Recognize expectations, beliefs, and motivations (9.1)</li><li>• Develop awareness of self and others (9.2)</li><li>• Promote individual and collective reflection (9.3)</li><li>• Cultivate empathy and restorative practices (9.4)</li></ul>	<p>Design Options for <b>Building Knowledge</b> (3)</p> <ul style="list-style-type: none"><li>• Connect prior knowledge to new learning (3.1)</li><li>• Highlight and explore patterns, critical features, big ideas, and relationships (3.2)</li><li>• Cultivate multiple ways of knowing and making meaning (3.3)</li><li>• Maximize transfer and generalization (3.4)</li></ul>	<p>Design Options for <b>Strategy Development</b> (6)</p> <ul style="list-style-type: none"><li>• Set meaningful goals (6.1)</li><li>• Anticipate and plan for challenges (6.2)</li><li>• Organize information and resources (6.3)</li><li>• Enhance capacity for monitoring progress (6.4)</li><li>• Challenge exclusionary practices (6.5)</li></ul>

FIRST! Reduce or eliminate barriers in place by reducing or eliminating barriers for everyone in the community



All plants  
need light



All plants  
need moisture



All plants  
need space

NEXT! Determine the needs of individuals and anticipate the supports & strategies that they will require in **universal** ways

PERIODIC TABLE OF PLANT NUTRIENTS

7 N Nitrogen	15 P Phosphorus	19 K Potassium	12 Mg Magnesium	16 S Sulfur	20 Ca Calcium
Primary Macronutrients			Secondary Macronutrients		
5 B Boron	17 Cl Chlorine				
25 Mn Manganese	26 Fe Iron	28 Ni Nickel	29 Cu Copper	30 Zn Zinc	42 Mo Molybdenum
Micronutrients					

Source: Greenandvibrant.com



Some plants need added nutrients

Some plants need companions

THEN! Determine the needs of individuals and anticipate the supports & strategies that they will require in **individualized** ways



A few plants may need very specific temperatures and humidity levels

# MULTIPLE LAYERS OF SUPPORT



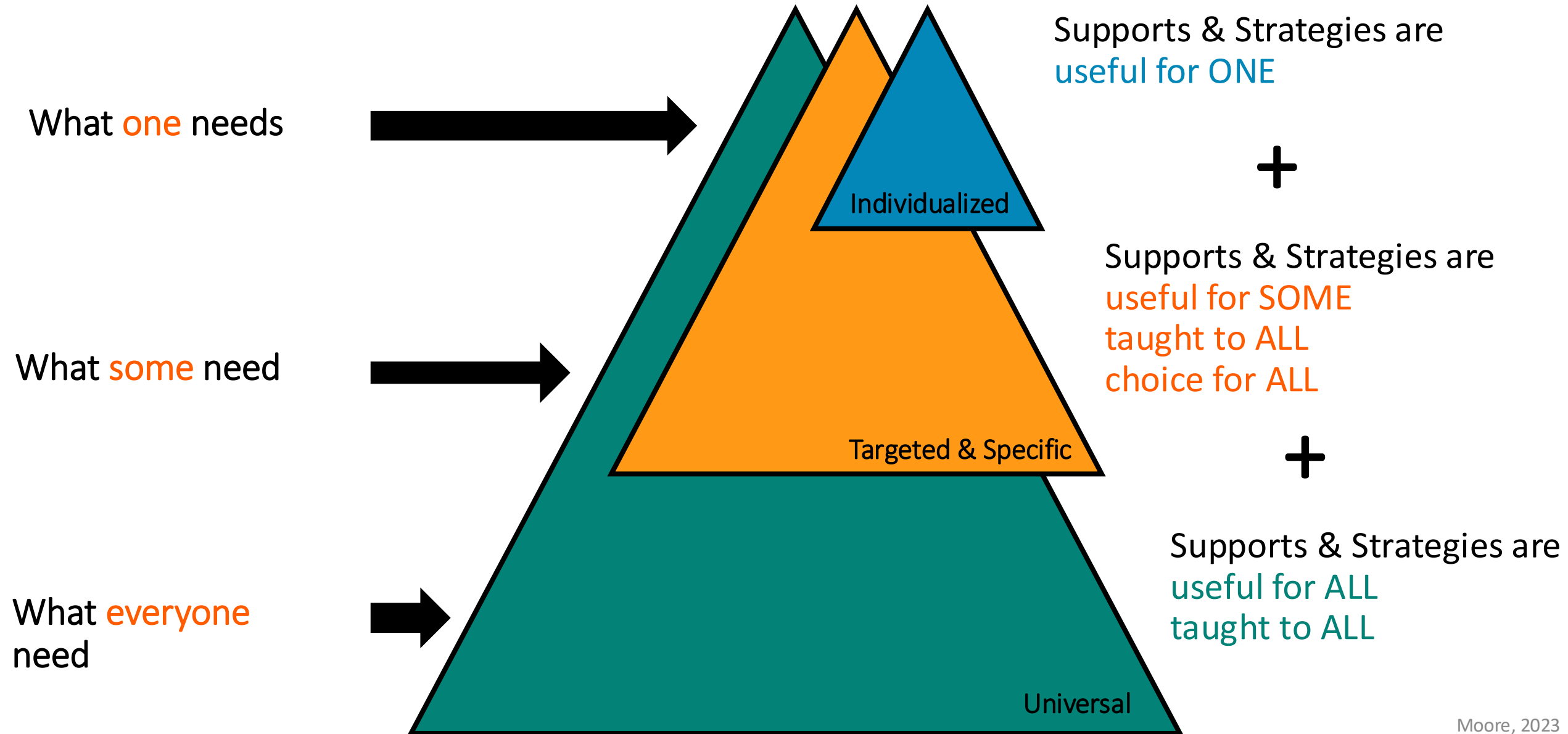
PERIODIC TABLE OF PLANT NUTRIENTS

7	15	19	17	16	20
N Nitrogen	P Phosphorus	K Potassium	Mg Magnesium	S Sulfur	Ca Calcium
Primary Macronutrients			Secondary Macronutrients		
5	17				
B Boron	Cl Chlorine				
25	26	28	29	30	42
Mn Manganese	Fe Iron	Ni Nickel	Cu Copper	Zn Zinc	Mo Molybdenum
Micronutrients					

Source: Greenandvibrant.com

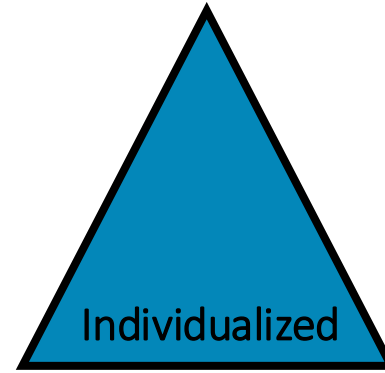


# Multiple Layers of Needs Based Support



# Supporting the **Bats**...

What **one** needs

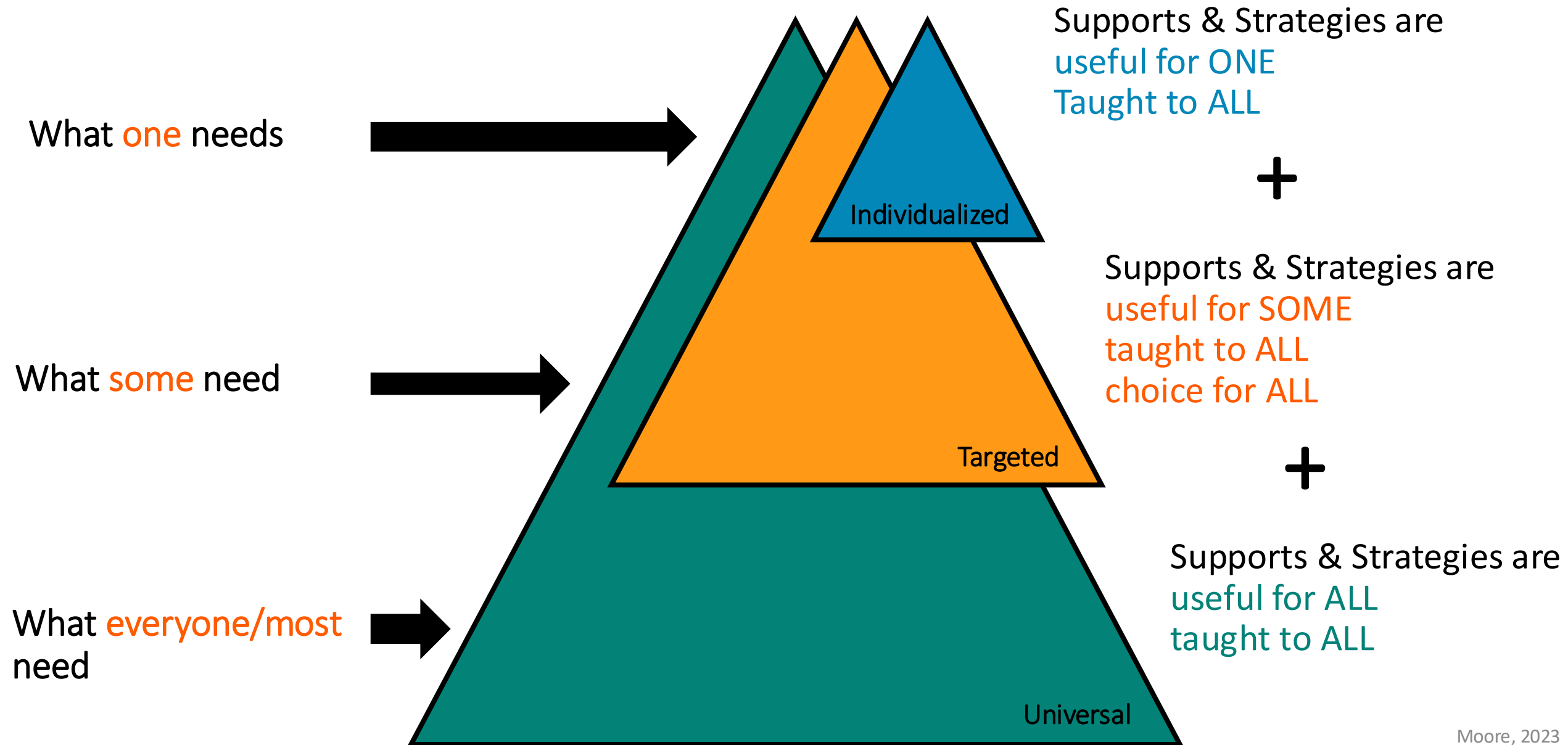


Supports & Strategies are  
useful for **ONE**




## Individualized Strategy or Support: using an AAC device



# Supporting the Unicorns...





	Design Multiple Means of Engagement 	Design Multiple Means of Representation 	Design Multiple Means of Action & Expression 
Access	<p>Design Options for <b>Welcoming Interests &amp; Identities</b> (7)</p> <ul style="list-style-type: none"> <li>Optimize choice and autonomy (7.1)</li> <li>Optimize relevance, value, and authenticity (7.2)</li> <li>Nurture joy and play (7.3)</li> <li>Address biases, threats, and distractions (7.4)</li> </ul>	<p>Design Options for <b>Perception</b> (1)</p> <ul style="list-style-type: none"> <li>Support opportunities to customize the display of information (1.1)</li> <li>Support multiple ways to perceive information (1.2)</li> <li>Represent a diversity of perspectives and identities in authentic ways (1.3)</li> </ul>	<p>Design Options for <b>Interaction</b> (4)</p> <ul style="list-style-type: none"> <li>Vary and honor the methods for response, navigation, and movement (4.1)</li> <li>Optimize access to accessible materials and assistive and accessible technologies and tools (4.2)</li> </ul>
Support	<p>Design Options for <b>Sustaining Effort &amp; Persistence</b> (8)</p> <ul style="list-style-type: none"> <li>Clarify the meaning and purpose of goals (8.1)</li> <li>Optimize challenge and support (8.2)</li> <li>Foster collaboration, interdependence, and collective learning (8.3)</li> <li>Foster belonging and community (8.4)</li> <li>Offer action-oriented feedback (8.5)</li> </ul>	<p>Design Options for <b>Language &amp; Symbols</b> (2)</p> <ul style="list-style-type: none"> <li>Clarify vocabulary, symbols, and language structures (2.1)</li> <li>Support decoding of text, mathematical notation, and symbols (2.2)</li> <li>Cultivate understanding and respect across languages and dialects (2.3)</li> <li>Address biases in the use of language and symbols (2.4)</li> <li>Illustrate through multiple media (2.5)</li> </ul>	<p>Design Options for <b>Expression &amp; Communication</b> (5)</p> <ul style="list-style-type: none"> <li>Use multiple media for communication (5.1)</li> <li>Use multiple tools for construction, composition, and creativity (5.2)</li> <li>Build fluencies with graduated support for practice and performance (5.3)</li> <li>Address biases related to modes of expression and communication (5.4)</li> </ul>
Executive Function	<p>Design Options for <b>Emotional Capacity</b> (9)</p> <ul style="list-style-type: none"> <li>Recognize expectations, beliefs, and motivations (9.1)</li> <li>Develop awareness of self and others (9.2)</li> <li>Promote individual and collective reflection (9.3)</li> <li>Cultivate empathy and restorative practices (9.4)</li> </ul>	<p>Design Options for <b>Building Knowledge</b> (3)</p> <ul style="list-style-type: none"> <li>Connect prior knowledge to new learning (3.1)</li> <li>Highlight and explore patterns, critical features, big ideas, and relationships (3.2)</li> <li>Cultivate multiple ways of knowing and making meaning (3.3)</li> <li>Maximize transfer and generalization (3.4)</li> </ul>	<p>Design Options for <b>Strategy Development</b> (6)</p> <ul style="list-style-type: none"> <li>Set meaningful goals (6.1)</li> <li>Anticipate and plan for challenges (6.2)</li> <li>Organize information and resources (6.3)</li> <li>Enhance capacity for monitoring progress (6.4)</li> <li>Challenge exclusionary practices (6.5)</li> </ul>

# Inclusive IEP Supports & Strategies

<b>Priority Need Area</b>	<b>Universal Design for Learning Indicators that will reduce barriers</b> (Teach to All; Useful to all)	<b>Specific &amp; Targeted Supports &amp; Strategies that will increase agency</b> (Teach to All; Useful to Some)	<b>Individualized Supports &amp; Strategies that will increase access</b> (Teach to All; Useful for One)
Communication (expression)	4.2 – optimize access to accessible materials, assistive technologies and tools (provide access to and teach all students about different technologies and tools) 5.2 – use multiple tools for construction, composition and creativity (model & teach all students how to use technologies and tools) 5.4 – address bias related to modes of expression (teach all students about people who use different technologies and tools )	4.2, 5.2 – AAC, PECS, text to speech, speech to text, word predictions, apps- Stoybird, Pictello  5.4 – include books with characters that use communication technologies	4.2, 5.2: KJ – Touch chat AAC
Intellectual Ability (Access)	8.2 - optimise challenge & support (scaffold goals and activities that increase in challenge for all students) 8.3 - foster collaboration, interdependence and collective learning (design accessible and scaffolded activities that create shared learning experiences) 1.2 - support multiple ways to perceive information (options of text at different accessibility levels and modalities for learning content) 3.3 - cultivate multiple ways of knowing and meaning making (design activities that utilize multiple modalities	8.2 – access point to learning standards, activities 8.3 – accessible & shared activities, collaboration roles in groups 1.2 – visuals, multi-media, diverse text levels 3.3 - activities that include visual, written, oral, kinesthetic ways of understanding	1.2 - KJ - content preloading into touch chat, individualized text at emergent literacy level

# Inclusive IEP Supports & Strategies

Priority Need Area	Universal Design for Learning Indicators that will reduce barriers (Teach to All; Useful to all)	Specific & Targeted Supports & Strategies that will increase agency (Teach to All; Useful to Some)	Individualized Supports & Strategies that will increase access (Teach to All; Useful for One)
Communication (expression)	<p>4.2 – optimize access to accessible materials, assistive technologies and tools (provide access to and teach all students about different technologies and tools)</p> <p>5.2 – use multiple tools for construction, composition and creativity (model &amp; teach all students how to use technologies and tools)</p> <p>5.4 – address bias related to modes of expression (teach all students about people who use different technologies and tools )</p>	<p>4.2, 5.2 – AAC, PECS, text to speech, speech to text, word predictions, apps- Stoybird, Pictello</p> <p>5.4 – include books with characters that use communication technologies</p>	<p>4.2, 5.2: KJ – Touch chat AAC</p>
Intellectual Ability (Access)	<p>8.2 - optimise challenge &amp; support (scaffold goals and activities that increase in challenge for all students)</p> <p>8.3 - foster collaboration, interdependence and collective learning (design accessible and scaffolded activities that create shared learning experiences)</p> <p>1.2 - support multiple ways to perceive information (options of text at different accessibility levels and modalities for learning content)</p> <p>3.3 - cultivate multiple ways of knowing and meaning making (design activities that utilize multiple modalities</p>	<p>8.2 – access point to learning standards, activities</p> <p>8.3 – accessible &amp; shared activities, collaboration roles in groups</p> <p>1.2 – visuals, multi-media, diverse text levels</p> <p>3.3 - activities that include visual, written, oral, kinesthetic ways of understanding</p>	<p>1.2 - KJ - content preloading into touch chat, individualized text at emergent literacy level</p>

When the conditions are  
right, everyone can be  
successful

WHAT DOES

inclusion

MEAN?




What is one useful idea?

What is one question you have?

What is one thing you learned?

What is one thing you want to want to share with someone who is not here?



Shelley  
MOORE PH.D.



[www.drshelleymoore.com](http://www.drshelleymoore.com)



[@drshelleymoore](https://www.instagram.com/drshelleymoore)



[@drshelleymoore.bksy.social](https://www.blogger.com/profile/12345678901234567890/@drshelleymoore.bksy.social)



[@drshelleymoore](mailto:drshelleymoore)



Dr. Shelley Moore